Plas-fit (formerly Plassim Fittings) is one of the leaders in the pipe fittings industry – in Israel and around the globe. Plas-fit designs, develops, manufactures and markets top quality fittings and advanced plastic products for a variety of uses in a wide range of industries: Agriculture and Landscaping, Water, Industry, Infrastructure, Communications and Technology.

Plas-fit offers a unique range of solutions, all are developed by Plas-fit and manufactured in the company's manufacturing plant in the Bar-Lev Industrial Park or by it's manufacturing partners around the globe. All of the company's products undergo strict quality assurance processes and comply with the strictest international standards, aiming to provide our customers only with products that meet the highest standards that we have set for ourselves.

Since Plas-fit was founded, over 50 years ago, we've continued to innovate and expand our unique range of products, while constantly striving to improve our service and our long-term commitment to walk alongside our clients and guarantee our products. The company's research and development department specializes in providing creative solutions based on an extensive knowledge base, our many years of experience, the most advanced techniques and the highest quality raw materials. Plas-fit makes available to you a team of experienced professionals.

Our customer relations representatives will be happy to be at your service any time and provide you with professional, efficient and courteous service and the best quality solutions that will serve you for many years to come. We invite you to advance to Plas-fit's quality products and benefit from the most innovative and advanced solutions, from competitive prices, from superb quality and a personalized and professional service available 365 days a year.

We are connected to your success!

CONTENTS

Plas-fit Series 150 11

Plas-fit Series 250/350 19

Plas-fit Series 150 PN 10 27

Super-fit Series 33

Meital 43

Meital Plus 46

Nir Connectors 48

Threaded Fittings 51

Ball valves 56

Test cock 58

Tavor Saddles 59

Clamping Saddles 61

Unifit (Universal Fittings) 67

Spare Parts & Tools 69

TELECOM

Comfit & Transfit 75

Direct Buried 79

Microfit 83

Approvals & Certifications 89

Technical Support, Sales & Service: +972-4-6445585

orders@plas-fit.com | www.plas-fit.com

PLAS-FIT SERIES 150

12
COUPLING

12
THREADED
MALE COUPLING

12
LINE END

13
THREADED
FEMALE COUPLING

13
REDUCING
COUPLING

14
REPAIR JOINER

14
ELBOW

15
THREADED
MALE ELBOW

15
THREADED
FEMALE ELBOW

16
TEE

16
REDUCING TEE

16
THREADED
MALE TEE

17
THREADED
FEMALE TEE

17
THREADED
MALE Y-TEE

PLAS-FIT SERIES 250/350

EASY-FIT

20
COUPLING

20
THREADED
MALE COUPLING

21
LINE END

21
THREAEDE FEMALE
COUPLING

22
REDUCING
COUPLING

22
REPAIR
COUPLING

23
ELBOW

23
THREADED
MALE ELBOW

23
THREADED
FEMALE ELBOW

23
WALL-ELBOW

24
TEE

24
REDUCING TEE

24
THREADED
MALE TEE

25
THREADED
FEMALE TEE

26
FLANGED ADAPTOR

26
FLANGED ADAPTOR
COMPLETE

PLAS-FIT SERIES 150 PN 10

28 COUPLING PN 10

28 MALE THREADED COUPLING PN 10

28 LINE END PN 10

29 FEMALE THREADED COUPLING PN 10

29 REDUCING COUPLING PN 10

30 TEE PN 10

30 THREADED MALE TEE PN 10

30 THREADED FEMALE TEE PN 10

31 REDUCING TEE PN 10

31 ELBOW PN 10

31 THREADED MALE ELBOW PN 10

32 THREADED FEMALE ELBOW PN 10

32 POP-UP ELBOW PN 10

SUPER-FIT SERIES

SUPER-FIT

34 TEE SUPER-FIT FEMALE-FEMALE

34 TEE SUPER-FIT MALE-FEMALE FOR AIR VALVE

34 TEE SUPER-FIT MALE/PIPE ADAPTOR

35 TEE SUPER-FIT FEMALE/PIPE ADAPTOR

35 TEE SUPER-FIT MALE-FEMALE FOR FILTER

35 TEE SUPER-FIT SIDE MALE

36 TEE SUPER-FIT SIDE MALE WITH UNIVERSAL ADAPTOR

36 ELBOW SUPER-FIT MALE/PIPE ADAPTOR

36 TEE REDUCER SUPER-FIT MALE /PIPE ADAPTOR

36 TEE SUPER-FIT TOP FEMALE, SIDE MALE

36 TEE SUPER-FIT TOP MALE, SIDE MALE

37 DOUBLE SIDED SUPER-FIT ADAPTOR

37 PLUG SUPER-FIT

37 MALE SUPER-FIT PIPE ADAPTOR

37 NUT SUPER-FIT

SUPER-RECORDS

SUPER-FIT

38 MALE-MALE SUPER-RECORD ADAPTOR

38 MALE-FEMALE SUPER-RECORD ADAPTOR

38 MALE-MALE ELBOW SUPER-RECORD ADAPTOR

38 MALE-FEMALE ELBOW SUPER-RECORD ADAPTOR

39 MALE ELBOW SUPER-RECORD ADAPTOR

39 MALE STRAIGHT SUPER-RECORD ADAPTOR

39 MALE ADAPTOR KIT

39 SUPPERECORD KIT

PE RISER

SUPER-FIT

40 PE RISER WITH MALE THREADED / ELBOW SUPER-RECORD

41 PE RISER WITH MALE THREADED SUPER-RECORD & ADDITIONAL FEMALE 1/2" THREAD

MEITAL

44 COUPLING MEITAL

44 MALE COUPLING MEITAL

44 FEMALE COUPLING MEITAL

44 REDUCING COUPLING MEITAL

44 ELBOW MEITAL

44 MALE ELBOW MEITAL

44 FEMALE ELBOW MEITAL

44 LINE END MEITAL

45 TEE MEITAL

45 MALE TEE MEITAL

45 FEMALE TEE MEITAL

45 REDUCING TEE MEITAL

45 MALE Y-TEE MEITAL

MEITAL PLUS⊕

47 COUPLING MEITAL PLUS⊕

47 MALE COUPLING MEITAL PLUS⊕

47 ELBOW MEITAL PLUS⊕

47 TEE MEITAL PLUS⊕

47 REDUCING TEE MEITAL PLUS⊕

NIR CONNECTOR

49
COUPLING

49
MALE COUPLING

49
FEMALE COUPLING

49
MALE BASE "Y"

THREADED FITTINGS

52
NIPPLE

52
REDUCING NIPPLE

52
REDUCING SOCKET

53
SOCKET

53
MALE FEMALE
REDUCING BUSHING

53
FEMALE MALE
REDUCING BUSHING

54
MALE - FEMALE
ELBOW

54
FEMALE - FEMALE
ELBOW

54
MALE PLUG

54
FEMALE PLUG/CAP

55
FEMALE TEE

55
MALE TEE

55
REDUCING MALE TEE

55
TANK OUTLET

BALL VALVES

57
BALL VALVE
FEMALE- FEMALE

57
BALL VALVE
MALE-FEMALE

57
GARDENING VALVE

57
GARDENING VALVE
WITH BRASS
THREAD

57
GARDENING VALVE
WITH BRASS THREAD
& ADDITIONAL 3/4"
OUTLET

TEST COCK

58
TEST COCK

TAVOR SADDLES

60
1 BOLT
TAVOR SADDLE

60
1 BOLT TAVOR
SADDLE WITH
INFORCEMEMT
RING

CLAMPING SADDLES

62
2 BOLTS SADDLE

62
4 BOLTS SADDLE

63
6 BOLTS SADDLE

63
2 BOLTS BULGE SADDLE

64
2 BOLTS DOUBLE SADDLE

64
4 BOLTS DOUBLE SADDLE

65
6 BOLTS DOUBLE SADDLE

66
2 BOLTS REPAIR SADDLE

66
4 BOLTS REPAIR SADDLE

66
6 BOLTS REPAIR SADDLE

UNIFIT

68
UNIFIT COUPLING

68
UNIFIT ELBOW

68
UNIFIT CONVERSION KIT

SPARE PARTS & TOOLS

70
CHAMFERING TOOL

70
WRENCH

70
MEITAL NUT

70
MEITAL + NUT

70
NIR NUT

71
PLAS-FIT SERIES 150 NUT

71
ADAPTER NUT

71
GRIP RING PLAS-FIT SERIES 150

72
T-RING PN10 25-50 mm

72
SEALS

72
O-RING FOR ADAPTORS

72
GALVANIZED BOLT + NUT FOR SADDLES

73
PLAS-FIT SERIES 250/350 NUT

73
GRIP RING PLAS-FIT SERIES 250/350

73
O-RING

TELECOM

COMFIT / TRANSFIT

76 COMFIT COUPLING

76 SLIM COMFIT COUPLING

77 EXPANDABLE COMFIT PLUGS

77 FIBER OPTIC SIMPLEX DUCT PLUGS

77 EXPANDABLE UNIVERSAL PLUG

77 CONICAL PLUG

78 TRANSFIT COUPLING

78 TRANSFIT LINE END

78 TRANSFIT REDUCING COUPLING

DIRECT BURIED

80 DIRECT BURIED COUPLING

80 DIRECT BURIED END STOP

80 DIRECT BURIED REDUCER

81 **FR** DIRECT BURIED COUPLING

81 **FR** DIRECT BURIED END STOP

81 **FR** DIRECT BURIED REDUCER

MICROFIT

84 MICROFIT STRAIGHT CONNECTOR-DI

84 MICROFIT END STOP CONNECTOR-DI

84 MICROFIT REDUCING CONNECTOR-DI

85 MICROFIT CONNECTOR-DI WITH LOCKING CLIP

85 MICROFIT END STOP-DI WITH LOCKING CLIP

85 MICROFIT REDUCING CONNECTOR-DI WITH LOCKING CLIP

86 MICROFIT STRAIGHT CONNECTOR **DB**

86 MICROFIT END STOP CONNECTOR **DB**

86 MICROFIT **DB** SHELL

87 MICROFIT GAS BLOCK-DI

87 MICROFIT LOCKING CLIP

87 MIRCOFIT CAP

88 **FR** MICROFIT STRAIGHT CONNECTOR-DI

88 **FR** MICROFIT END STOP CONNECTOR-DI

88 **FR** MICROFIT REDUCING CONNECTOR-DI

Plas-fit PN16 - Series 150

Description:

Plas-fit PN16 Series 150 product line is used to connect various types of pipes: LDPE, HDPE, MDPE, PE manufactured in compliance with Israeli Standard 5283, SII 14020 Green Label, German standard GW 335-B3/(P), Dutch standard BRL-K17105 and additional international stardards.

Technical Specifications:

- **Plas-fit PN16 Series 150** allows quick and easy mounting with no need for taking the fitting apart
- Robust, corrosion-resistant and resistant to most chemicals
- Stands up to tough working conditions, pipe bending and pulling
- Compliant with International Standards and certified by the Israeli Institute of Standards
- Working pressure: PN16: 16-75mm
  PN10: 90-110mm

Carton Box size - in the contents page.

COUPLINGS

COUPLING

Size	Cat. No.	Quantity per box A1	A2	A3
16 x 16	150 16 M 00 16	75		
20 x 20	150 20 M 00 20		90	
25 x 25	150 25 M 00 25		60	
32 x 32	150 32 M 00 32		36	
40 x 40	150 40 M 00 40			36
50 x 50	150 50 M 00 50			18
63 x 63	150 63 M 00 63			11
75 x 75	150 75 M 00 75			8
90 x 90	150 90 M 00 90			3
110 x 110	151 10 M 01 10			2

THREADED MALE COUPLING

Size	Cat. No.	Quantity per box A1	A2	A3
16 x 1/2"	150 16 M 01 01	100		
16 x 3/4"	150 16 M 01 02	100		
20 x 1/2"	150 20 M 01 01		140	
20 x 3/4"	150 20 M 01 02		140	
20 x 1"	150 20 M 01 03		130	
25 x 1/2"	150 25 M 01 01		120	
25 x 3/4"	150 25 M 01 02		100	
25 x 1"	150 25 M 01 03		100	
32 x 3/4"	150 32 M 01 02		80	
32 x 1"	150 32 M 01 03		60	
32 x 1 1/4"	150 32 M 01 04		60	
40 x 1"	150 40 M 01 03		40	
40 x 1 1/4"	150 40 M 01 04		36	
40 x 1 1/2"	150 40 M 01 05		36	
40 x 2"	150 40 M 01 06		30	
50 x 1 1/2"	150 50 M 01 05			30
50 x 2"	150 50 M 01 06			30
63 x 1 1/2"	150 63 M 01 05			18
63 x 2"	150 63 M 01 06			18
75 x 2"	150 75 M 01 06			16
75 x 2 1/2"	150 75 M 01 07			16
75 x 3"	150 75 M 01 08			13
90 x 2"	150 90 M 01 06			6
90 x 3"	150 90 M 01 08			6
110 x 3"	151 10 M 01 08			4
110 x 4"	151 10 M 01 14			4

LINE END

Size	Cat. No.	Quantity per box A1	A2	A3
20	150 20 S 01 20		150	
25	150 25 S 01 20		100	
32	150 32 S 01 20		72	
40	150 40 S 01 20		40	
50	150 50 S 01 20			30
63	150 63 S 01 20			20
75	150 75 S 01 20			14
90	150 90 S 01 20			6
110	151 10 S 01 20			4

COUPLINGS

THREADED FEMALE COUPLING

Size	Cat. No.	Quantity per box A1	A2	A3
16 x 1/2"	150 16 M 02 01	100		
16 x 3/4"	150 16 M 02 02	85		
20 x 1/2"	150 20 M 02 01		135	
20 x 3/4"	150 20 M 02 02		115	
25 x 3/4"	150 25 M 02 02		100	
25 x 1"	150 25 M 02 03		100	
32 x 3/4"	150 32 M 02 02		60	
32 x 1"	150 32 M 02 03		60	
32 x 1 1/4"	150 32 M 02 04		56	
40 x 1 1/4"	150 40 M 02 04		36	
40 x 1 1/2"	150 40 M 02 05		30	
50 x 1 1/2"	150 50 M 02 05			30
50 x 2"	150 50 M 02 06			30
63 x 1 1/2"	150 63 M 02 05			18
63 x 2"	150 63 M 02 06			18
75 x 2"	150 75 M 02 06			13
75 x 2 1/2"	150 75 M 02 07			12
90 x 2"	150 90 M 02 06			6
90 x 3"	150 90 M 02 08			6
110 x 3"	151 10 M 02 08			4
110 x 4"	151 10 M 02 14			4

Products above 1 1/4" outlet will be supplied with reinforced metal ring

REDUCING COUPLING

Size	Cat. No.	Quantity per box A1	A2	A3
20 x 16	150 20 D 00 16	50		
25 x 16	150 25 D 00 16	35		
25 x 20	150 25 D 00 20		70	
32 x 20	150 32 D 00 20		54	
32 x 25	150 32 D 00 25		48	
40 x 25	150 40 D 00 25		30	
40 x 32	150 40 D 00 32		22	
50 x 25	150 50 D 00 25		18	
50 x 32	150 50 D 00 32			25
50 x 40	150 50 D 00 40			24
63 x 32	150 63 D 00 32			15
63 x 40	150 63 D 00 40			15
63 x 50	150 63 D 00 50			12
75 x 32	150 75 D 00 32			12
75 x 40	150 75 D 00 40			12
75 x 50	150 75 D 00 50			11
75 x 63	150 75 D 00 63			8
110 x 90	151 10 D 00 90			4

COUPLINGS

REPAIR JOINER

Size	Cat. No.	Quantity per box A1	A2	A3
20 x 20	150 20 K 00 20		90	
25 x 25	150 25 K 00 25		60	
32 x 32	150 32 K 00 32		36	
40 x 40	150 40 K 00 40		15	
50 x 50	150 50 K 00 50			12
63 x 63	150 63 K 00 63			8
75 x 75	150 75 K 00 75			5
90 x 90	150 90 K 00 90			3
110 x 110	151 10 K 01 10			2

ELBOW

Size	Cat. No.	Quantity per box A1	A2	A3
16 x 16	150 16 Z 00 16	70		
20 x 20	150 20 Z 00 20		70	
25 x 20	150 25 Z 00 20		45	
25 x 25	150 25 Z 00 25		45	
32 x 32	150 32 Z 00 32		30	
40 x 40	150 40 Z 00 40			28
50 x 50	150 50 Z 00 50			14
63 x 63	150 63 Z 00 63			8
75 x 75	150 75 Z 00 75			6

For larger sizes - see Plas-Fit Series 350

ELBOWS

THREADED MALE ELBOW

Size	Cat. No.	Quantity per box A1	A2	A3
16 x 1/2"	150 16 Z 01 01	90		
16 x 3/4"	150 16 Z 01 02	90		
20 x 1/2"	150 20 Z 01 01		120	
20 x 3/4"	150 20 Z 01 02		100	
25 x 1/2"	150 25 Z 01 01		85	
25 x 3/4"	150 25 Z 01 02		75	
25 x 1"	150 25 Z 01 03		70	
32 x 3/4"	150 32 Z 01 02		50	
32 x 1"	150 32 Z 01 03		45	
40 x 1 1/4"	150 40 Z 01 04			40
40 x 1 1/2"	150 40 Z 01 05			40
40 x 2"	150 40 Z 01 06			36
50 x 1 1/2"	150 50 Z 01 05			24
50 x 2"	150 50 Z 01 06			20
63 x 2"	150 63 Z 01 06			14
75 x 2"	150 75 Z 01 06			9
75 x 2 1/2"	150 75 Z 01 07			9
75 x 3"	150 75 Z 01 08			8

For larger sizes - see Plas-Fit Series 350

THREADED FEMALE ELBOW

Size	Cat. No.	Quantity per box A1	A2	A3
16 x 1/2"	150 16 Z 02 01	90		
16 x 3/4"	150 16 Z 02 02	75		
20 x 1/2"	150 20 Z 02 01		100	
20 x 3/4"	150 20 Z 02 02		100	
25 x 3/4"	150 25 Z 02 02		65	
25 x 1"	150 25 Z 02 03		60	
32 x 3/4"	150 32 Z 02 02		45	
32 x 1"	150 32 Z 02 03		40	
32 x 1 1/4"	150 32 Z 02 04		35	
40 x 1 1/4"	150 40 Z 02 04			36
40 x 1 1/2"	150 40 Z 02 05			36
50 x 1 1/4"	150 50 Z 02 04			20
50 x 1 1/2"	150 50 Z 02 05			20
50 x 2"	150 50 Z 02 06			20
63 x 1 1/2"	150 63 Z 02 05			14
63 x 2"	150 63 Z 02 06			12
75 x 2"	150 75 Z 02 06			9
75 x 2 1/2"	150 75 Z 02 07			8
75 x 3"	150 75 Z 02 08			8

Products above 1 1/4" outlet will be supplied with reinforced metal ring
For larger sizes - see Plas-Fit Series 350

TEES

TEE

Size	Cat. No.	Quantity per box A1	A2	A3
16 x 16 x 16	150 16T 00 16	40		
20 x 20 x 20	150 20T 00 20		48	
25 x 25 x 25	150 25T 00 25		30	
32 x 32 x 32	150 32T 00 32			30
40 x 40 x 40	150 40T 00 40			18
50 x 50 x 50	150 50T 00 50			8
63 x 63 x 63	150 63T 00 63			6
75 x 75 x 75	150 75T 00 75			3

For larger sizes - see Plas-Fit Series 350

REDUCING TEE

Size	Cat. No.	Quantity per box A1	A2	A3
20 x 16 x 20	150 20T 00 16	25		
25 x 16 x 25	150 25T 00 16		40	
25 x 20 x 25	150 25T 00 20		33	
32 x 16 x 32	150 32T 00 16			33
32 x 25 x 32	150 32T 00 25			33
40 x 32 x 40	150 40T 00 32			18
50 x 40 x 50	150 50T 00 40			9
63 x 50 x 63	150 63T 00 50			6
75 x 63 x 75	150 75T 00 63			4

For larger sizes - see Plas-Fit Series 350

THREADED MALE TEE

Size	Cat. No.	Quantity per box A1	A2	A3
16 x 1/2" x 16	150 16T 01 01	50		
16 x 3/4" x 16	150 16T 01 02	50		
20 x 1/2" x 20	150 20T 01 01		60	
20 x 3/4" x 20	150 20T 01 02		60	
25 x 1/2" x 25	150 25T 01 01		40	
25 x 3/4" x 25	150 25T 01 02		40	
25 x 1" x 25	150 25T 01 03		40	
32 x 3/4" x 32	150 32T 01 02			40
32 x 1" x 32	150 32T 01 03			40
40 x 1" x 40	250 40T 01 03			22
40 x 1 1/4" x 40	150 40T 01 04			22
40 x 1 1/2" x 40	150 40T 01 05			22
40 x 2" x 40	150 40T 01 06			22
50 x 1 1/4" x 50	150 50T 01 04			12
50 x 1 1/2" x 50	150 50T 01 05			12
50 x 2" x 50	150 50T 01 06			11
63 x 1 1/2" x 63	150 63T 01 05			8
63 x 2" x 63	150 63T 01 06			8
75 x 2" x 75	150 75T 01 06			5
75 x 2 1/2" x 75	150 75T 01 07			4
75 x 3" x 75	150 75T 01 08			4

For larger sizes - see Plas-Fit Series 350

TEES

THREADED FEMALE TEE

Size	Cat. No.	Quantity per box A1	A2	A3
16 x 1/2" x 16	150 16T 02 01	50		
16 x 3/4" x 16	150 16T 02 02	45		
20 x 1/2" x 20	150 20T 02 01		60	
20 x 3/4" x 20	150 20T 02 02		60	
25 x 1/2" x 25	150 25T 02 01		40	
25 x 3/4" x 25	150 25T 02 02		40	
25 x 1" x 25	150 25T 02 03		40	
32 x 3/4" x 32	150 32T 02 02			40
32 x 1" x 32	150 32T 02 03			36
32 x 1 1/4" x 32	150 32T 02 04			36
40 x 1" x 40	150 40T 02 03			22
40 x 1 1/4" x 40	150 40T 02 04			22
40 x 1 1/2" x 40	150 40T 02 05			20
50 x 1 1/4" x 50	150 50T 02 04			11
50 x 11/2" x 50	150 50T 02 05			11
50 x 2" x 50	150 50T 02 06			11
63 x 1 1/2" x 63	150 63T 02 05			8
63 x 2" x 63	150 63T 02 06			8
75 x 2" x 75	150 75T 02 06			4
75 x 2 1/2" x 75	150 75T 02 07			4
75 x 3" x 75	150 75T 02 08			4

Products above 1 1/4" outlet will be supplied with reinforced metal ring
For larger sizes - see Plas-Fit Series 350

THREADED MALE Y-TEE

Size	Cat. No.	Quantity per box A1	A2	A3
20 x 3/4 x 20	150 20Y 01 02		45	



Plas-fit PN16 - Series 250/350



Plas-fit Series 250 and Series 350 are designed to provide best performance with competitive pricing, providing easy installation together with high pressure rating of 16 bar.
Features reliable self-locking grip-ring technology, certified by DVGW for use with Drinking Water installations upto PN16.

Technical Specifications :

- Allows easy installation without need to disassemble the fitting
- Robust, corrosion-resistant and resistant to most chemicals
- Stands up to tough working conditions, pipe bending and pull-out forces
- Complies with the Israeli Institute of standards and the German standard DVGW
- Working pressure sizes 63-110: PN16

EASY-FIT

Series 350 (Easy-Fit) was developed to allow zero-force of insertion between pipe and fitting. The pipe is simply dropped into the fitting, and the sealing is done during the tightening of the nut. This provides optimal assembly with maximum rated pressure of PN16.

Carton Box size - in the contents page.

COUPLINGS

COUPLING

Size	Cat. No.	Quantity per box A2	A3
16X16	250 16 M 00 16	100	
20X20	250 20 M 00 20	60	
25X25	250 25 M 00 25	45	
32X32	250 32 M 00 32		50
40X40	250 40 M 00 40		30
50X50	250 50 M 00 50		20
63 x 63	250 63 M 00 63		12
EASY-FIT			
75 x 75	350 75 M 00 75		8
90 x 90	350 90 M 00 90		3
110 x 110	351 10 M 01 10		2

THREADED MALE COUPLING

Size	Cat. No.	Quantity per box A2	A3
16x1/2"	250 16 M 01 01	150	
16x3/4"	250 16 M 01 02	150	
20x1/2"	250 20 M 01 01	100	
20x3/4"	250 20 M 01 02	100	
20x1"	250 20 M 01 03	75	
25x1/2"	250 25 M 01 01	80	
25x3/4"	250 25 M 01 02	80	
25x1"	250 25 M 01 03	60	
32x3/4"	250 32 M 01 02		80
32x1"	250 32 M 01 03		80
32x1 1/2"	250 32 M 01 05		70
40x1"	250 40 M 01 03		50
40x1 1/2"	250 40 M 01 05		45
40x2"	250 40 M 01 06		45
50x1"	250 50 M 01 03		30
50 x 1 1/4"	250 50 M 01 04		30
50x1 1/2"	250 50 M 01 05		30
50x2"	250 50 M 01 06		30
63 x 1 1/2"	250 63 M 01 05		20
63 x 2"	250 63 M 01 06		18
63 x 21/2"	250 63 M 01 07		18
EASY-FIT			
75 x 2"	350 75 M 01 06		16
75 x 2 1/2"	350 75 M 01 07		16
75 x 3"	350 75 M 01 08		13
90 x 2"	350 90 M 01 06		6
90 x 21/2"	350 90 M 0 107		6
90 x 3"	350 90 M 01 08		6
90 x 4"	350 90 M 01 14		6
110 x 2"	351 10 M 01 06		4
110 x 3"	351 10 M 01 08		4
110 x 4"	351 10 M 01 14		4

COUPLINGS

LINE END

S ize	Cat. No.	Quantity per box A2	A3
25	250 25 S 01 20	80	
32	250 32 S 01 20		80
40	250 40 S 01 20		50
50	250 50 S 01 20		35
63	250 63 S 01 20		20
75	350 75 S 01 20		14
90	350 90 S 01 20		6
110	351 10 S 01 20		4

EASY-FIT

THREAEDE FEMALE COUPLING

Size	Cat. No.	Quantity per box A2	A3
16 x 1/2"	250 16 M 02 01	175	
16 x 3/4"	250 16 M 02 02	150	
20 x 1/2"	250 20 M 02 01	100	
20 x 3/4"	250 20 M 02 02	100	
25 x 1/2"	250 25 M 02 01	100	
25 x 3/4"	250 25 M 02 02	80	
25 x 1"	250 25 M 02 03	60	
32 x 3/4"	250 32 M 02 02		80
32 x 1"	250 32 M 02 03		80
40 x 1"	250 40 M 02 03		50
40 x 1 1/2"	250 40 M 02 05		50
50 x 1 1/4"	250 50 M 02 04		30
50 x 1 1/2"	250 50 M 02 05		35
50 x 2"	250 50 M 02 06		30
63 x 1 1/2"	250 63 M 02 05		20
63 x 2"	250 63 M 02 06		20
63 x 2 1/2"	250 63 M 02 07		18
75 x 2"	350 75 M 02 06		13
75 x 2 1/2"	350 75 M 02 07		12
75 x 3"	350 75 M 02 08		6
90 x 2 1/2"	350 90 M 02 07		6
90 x 3"	350 90 M 02 08		6
90 x 4"	350 90 M 02 14		6
110 x 3"	351 10 M 02 08		4
110 x 4"	351 10 M 02 14		4

EASY-FIT

Products above 1 1/4" outlet will be supplied with reinforced metal ring

COUPLINGS

REDUCING COUPLING

EASY-FIT

Size	Cat. No.	Quantity per box A2	Quantity per box A3
20 x 16	250 20 D 00 16	60	
25 x 16	250 25 D 00 16	60	
25 x 20	250 25 D 00 20	60	
32 x 20	250 32 D 00 20		60
32 x 25	250 32 D 00 25		60
40 x 25	250 40 D 00 25		40
40 x 32	250 40 D 00 32		40
50 x 32	250 50 D 00 32		30
50 x 40	250 50 D 00 40		25
63 x 32	250 63 D 00 32		14
63 x 50	250 63 D 00 50		14
75 x 63	350 75 D 00 63		8
90 x 63	350 90 D 00 63		6
90 x 75	350 90 D 00 75		6
110 x 75	351 10 D 00 75		4
110 x 90	351 10 D 00 90		4

REPAIR COUPLING

Size	Cat. No.	Quantity per box A2	Quantity per box A3
25 x 25	250 25 K 00 25	40	
32 x 32	250 32 K 00 32		40
40 x 40	250 40 K 00 40		25
50 x 50	250 50 K 00 50		18
63 x 63	250 63 K 00 63		9

ELBOWS

ELBOW

Size	Cat. No.	Quantity per box A2	A3
16 x 16	250 16 Z 00 16	100	
20 x 20	250 20 Z 00 20	60	
25 x 25	250 25 Z 00 25	30	
32 x 32	250 32 Z 00 32		45
40 x 40	250 40 Z 00 40		25
50 x 50	250 50 Z 00 50		16
63 x 63	250 63 Z 00 63		9
75 x 75	350 75 Z 00 75		6
90 x 90	350 90 Z 00 90		4
110 x 110	351 10 Z 01 10		2

EASY-FIT

THREADED MALE ELBOW

Size	Cat. No.	Quantity per box A2	A3
20 x 1/2"	250 20 Z 01 01	75	
20 x 3/4"	250 20 Z 01 02	75	
25 x 1/2"	250 25 Z 01 01	60	
25 x 3/4"	250 25 Z 01 02	60	
25 x 1"	250 25 Z 01 03	60	
32 x 1"	250 32 Z 01 03		70
40 x 1 1/2"	250 40 Z 01 05		30
50 x 1 1/2"	250 50 Z 01 05		25
50 x 2"	250 50 Z 01 06		20
63 x 2"	250 63 Z 01 06		15
63 x 2 1/2	250 63 Z 01 07		14
75 x 2 1/2"	350 75 Z 01 07		9
75 x 3"	350 75 Z 01 08		8
90 x 3"	350 90 Z 01 08		4
110 x 4"	351 10 Z 01 14		2

EASY-FIT

THREADED FEMALE ELBOW

Size	Cat. No.	Quantity per box A2	A3
20 x 1/2"	250 20 Z 02 01	75	
20 x 3/4"	250 20 Z 02 02	75	
25 x 1/2"	250 25 Z 02 01	65	
25 x 3/4"	250 25 Z 02 02	60	
25 x 1"	250 25 Z 02 03	40	
32 x 3/4"	250 32 Z 02 02		70
32 x 1"	250 32 Z 02 03		70
40 x 1 1/2"	250 40 Z 02 05		30
50 x 1 1/2"	250 50 Z 02 05		25
50 x 2"	250 50 Z 02 06		20
63 x 2"	250 63 Z 02 06		13
63 x 2 1/2"	250 63 Z 02 07		12
75 x 2 1/2"	350 75 Z 02 07		8
75 x 3"	350 75 Z 02 08		8
90 x 3"	350 90 Z 02 08		4
110 x 4"	351 10 Z 02 14		2

EASY-FIT

Products above 1 1/4" outlet will be supplied with reinforced metal ring

WALL-ELBOW

Size	Cat. No.	Quantity per box A2	A3
20 x 1/2"	250 20 W 02 01	55	
25 x 3/4"	250 25 W 02 02	40	

TEES

TEE

EASY-FIT

Size	CaT. No.	QuanTiTy per box A2	A3
16 x 16 x 16	250 16T 00 16	60	
20 x 20 x 20	250 20T 00 20	30	
25 x 25 x 25	250 25T 00 25	20	
32 x 32 x 32	250 32T 00 32		30
40 x 40 x 40	250 40T 00 40		15
50 x 50 x 50	250 50T 00 50		10
63 x 63 x 63	250 63T 00 63		6
75 x 75 x 75	350 75T 00 75		3
90 x 90 x 90	350 90T 00 90		2
110 x 110 x 110	351 10T 01 10		1

REDUCING TEE

EASY-FIT

Size	CaT. No.	QuanTiTy per box A2	A3
20 x 16 x 20	250 20T 00 16	40	
25 x 20 x 25	250 25T 00 20	20	
32 x 25 x 32	250 32T 00 25		30
40 x 32 x 40	250 40T 00 32		40
50 x 40 x 50	250 50T 00 40		12
63 x 25 x 63	250 63T 00 25		7
63 x 32 x 63	250 63T 00 32		7
63 x 50 x 63	250 63T 00 50		7
75 x 63 x 75	350 75T 00 63		4
90 x 75 x 90	350 90T 00 75		2
110 x 90 x 110	351 10T 00 90		1

THREADED MALE TEE

EASY-FIT

Size	CaT. No.	QuanTiTy per box A2	A3
20 x 1/2" x 20	250 20T 01 01	45	
20 x 3/4" x 20	250 20T 01 02	45	
25 x 1/2" x 25	250 25T 01 01	30	
25 x 3/4" x 25	250 25T 01 02	30	
32 x 1" x 32	250 32T 01 03		40
40 x 1" x 40	250 40T 01 03		20
40 x 1" 1/2" x 40	250 40T 01 05		20
50 x 1" 1/2" x 50	250 50T 01 05		15
63 x 2" x 63	250 63T 01 06		8
75 x 2" x 75	350 75T 01 06		5
75 x 2 1/2" x 75	350 75T 01 07		4
75 x 3" x 75	350 75T 01 08		4
90 x 3" x 90	350 90T 01 08		2
110 x 4" x 110	351 10T 01 14		1

TEES

THREADED FEMALE TEE

Size	CaT. No.	QuanTiTy per box A2	A3
16 x 1/2" x 16	250 16T 02 01	80	
16 x 3/4" x 16	250 16T 02 02	80	
20 x 1/2" x 20	250 20T 02 01	45	
20 x 3/4" x 20	250 20T 02 02	45	
25 x 1/2" x 25	250 25T 02 01	30	
25 x 3/4" x 25	250 25T 02 02	30	
25 x 1" x 25	250 25T 02 03	40	
32 x 3/4" x 32	250 32T 02 02		40
32 x 1" x 32	250 32T 02 03		40
40 x 1 1/2" x 40	250 40T 02 05		20
50 x 1 1/2" x 50	250 50T 02 05		15
50 x 2" x 50	250 50T 02 06		14
63 x 2" x 63	250 63T 02 06		8
63 x 2 1/2" x 63	250 63T 02 07		8
75 x 2" x 75	350 75T 02 06		4
75 x 2 1/2" x 75	350 75T 02 07		4
75 x 3" x 75	350 75T 02 08		4
90 x 3" x 90	350 90T 02 08		2
110 x 4" x 110	351 10T 02 14		1

EASY-FIT

Products above $1^{1}/_{4}$" outlet will be supplied with reinforced metal ring

FLANGE COUPLING

FLANGED ADAPTOR

Size Ø=D"	Cat. No.	Quantity per box A3
50 x 1 1/2" (DN40)	250 50 O 00 05	22
50 x 2" (DN50)	250 50 O 00 06	20
63 x 2" (DN50)	250 63 O 00 06	20
63 x 2 1/2" (DN50)	250 63 O 00 07	15
75 x 2 1/2" (DN65)	250 75 O 00 07	15
75 x 3" (DN80)	250 75 O 00 08	10
90 x 3" (DN80)	250 90 O 00 08	10
90 x 4" (DN100)	250 90 O 00 14	6
110 x 4" (DN100)	251 10 O 00 14	6

FLANGED ADAPTOR COMPLETE

Size Ø=D"	Cat. No.	Quantity per box A3
50 x 1 1/2" (DN40)	250 50 F 00 05	22
50 x 2" (DN50)	250 50 F 00 06	20
63 x 2" (DN50)	250 63 F 00 06	20
63 x 2 1/2" (DN50)	250 63 F 00 07	15
75 x 2 1/2" (DN65)	250 75 F 00 07	15
75 x 3" (DN80)	250 75 F 00 08	10
90 x 3" (DN80)	250 90 F 00 08	10
90 x 4" (DN100)	250 90 F 00 14	6
110 x 4" (DN100)	251 10 F 00 14	6

Note: Set the perfect anchor including nut and bolt seal

Carton Box size - in the contents page.

Plas-fit PN10 - Series 150

Description:

Plas-fit PN10 Series 150 product line enables progressive solutions, increased efficiency and savings for Agriculture and gardening projects.

Technical Specifications:
Plas-fit PN 10 series 150 includes 16-63mm size fittings with a unique design that is easy to assemble and insures durability for many years.
The PN10 series is suitable to projects that combines different types of pipes with threads according to ISS 50.3 (ISO 7-1)

- Designed for use in cold water for agriculture and gardening projects
- Working pressure: PN10

COUPLINGS

COUPLING PN 10

Size	Cat. No.	Quantity per box		
		A1	A2	A3
16 x 16	150 16 M 10 16	75		
20 x 20	150 20 M 10 20		90	
25 x 25	150 25 M 10 25		60	
32 x 32	150 32 M 10 32		36	
40 x 40	150 40 M 10 40			36
50 x 50	150 50 M 10 50			18
63 x 63	150 63 M 10 63			11

THREADED MALE COUPLING PN10

Size	Cat. No.	Quantity per box		
		A1	A2	A3
16 x 1/2"	150 16 M 11 01	100		
16 x 3/4"	150 16 M 11 02	100		
20 x 1/2"	150 20 M 11 01		140	
20 x 3/4"	150 20 M 11 02		140	
20 x 1"	150 20 M 11 03		130	
25 x 1/2"	150 25 M 11 01		120	
25 x 3/4"	150 25 M 11 02		100	
25 x 1"	150 25 M 11 03		100	
32 x 3/4"	150 32 M 11 02		80	
32 x 1"	150 32 M 11 03		60	
32 x 1 1/4"	150 32 M 11 04		60	
40 x 1"	150 40 M 11 03		40	
40 x 1 1/4"	150 40 M 11 04		36	
40 x 1 1/2"	150 40 M 11 05		36	
40 x 2"	150 40 M 11 06		30	
50 x 1 1/2"	150 50 M 11 05			30
50 x 2"	150 50 M 11 06			30
63 x 1 1/2"	150 63 M 11 05			18
63 x 2"	150 63 M 11 06			18

LINE END PN10

Size	Cat. No.	Quantity per box		
		A1	A2	A3
25	150 25 S 11 20		100	
32	150 32 S 11 20		72	
40	150 40 S 11 20		40	
50	150 50 S 11 20			30
63	150 63 S 11 20			20

COUPLINGS

THREADED FEMALE COUPLING PN10

Size	Cat. No.	Quantity per box		
		A1	A2	A3
16 x 1/2"	150 16 M 12 01	100		
16 x 3/4"	150 16 M 12 02	85		
20 x 1/2"	150 20 M 12 01		135	
20 x 3/4"	150 20 M 12 02		115	
25 x 3/4"	150 25 M 12 02		100	
25 x 1"	150 25 M 12 03		100	
32 x 3/4"	150 32 M 12 02		60	
32 x 1"	150 32 M 12 03		60	
32 x 1 1/4"	150 32 M 12 04		56	
40 x 1 1/4"	150 40 M 12 04		36	
40 x 1 1/2"	150 40 M 12 05		30	
50 x 1 1/2"	150 50 M 12 05			30
50 x 2"	150 50 M 12 06			30
63 x 1 1/2"	150 63 M 12 05			18
63 x 2"	150 63 M 12 06			18

Products above 1 1/4" outlet will be supplied with reinforced metal ring

REDUCING COUPLING PN10

Size	Cat. No.	Quantity per box		
		A1	A2	A3
20 x 16	150 20 D 00 16	50		
25 x 16	150 25 D 10 16	35		
25 x 20	150 25 D 10 20		70	
32 x 20	150 32 D 10 20		54	
32 x 25	150 32 D 10 25		48	
40 x 25	150 40 D 10 25		30	
40 x 32	150 40 D 10 32		22	
50 x 25	150 50 D 10 25		18	
50 x 32	150 50 D 10 32			25
50 x 40	150 50 D 10 40			24
63 x 32	150 63 D 10 32			15
63 x 40	150 63 D 10 40			15
63 x 50	150 63 D 10 50			12

TEES

TEE PN10

Size	Cat. No.	Quantity per box		
		A1	A2	A3
16 x 16 x 16	150 16 T 10 16	40		
20 x 20 x 20	150 20 T 10 20		48	
25 x 25 x 25	150 25 T 10 25		30	
32 x 32 x 32	150 32 T 10 32			30
40 x 40 x 40	150 40 T 10 40			18
50 x 50 x 50	150 50 T 10 50			8
63 x 63 x 63	150 63 T 10 63			6

THREADED MALE TEE PN10

Size	Cat. No.	Quantity per box		
		A1	A2	A3
16 x 1/2" x 16	150 16 T 11 01	50		
16 x 3/4" x 16	150 16 T 11 02	50		
20 x 1/2" x 20	150 20 T 11 01		60	
20 x 3/4" x 20	150 20 T 11 02		60	
25 x 1/2" x 25	150 25 T 11 01		40	
25 x 3/4" x 25	150 25 T 11 02		40	
25 x 1" x 25	150 25 T 11 03		40	
32 x 3/4" x 32	150 32 T 11 02			40
32 x 1" x 32	150 32 T 11 03			40
40 x 1 1/4" x 40	150 40 T 11 04			22
40 x 1 1/2" x 40	150 40 T 11 05			22
40 x 2" x 40	150 40 T 11 06			22
50 x 1 1/2" x 50	150 50 T 11 05			12
50 x 2" x 50	150 50 T 11 06			11
63 x 1 1/2" x 63	150 63 T 11 05			8
63 x 2" x 63	150 63 T 11 06			8

THREADED FEMALE TEE PN10

Size	Cat. No.	Quantity per box		
		A1	A2	A3
16 x 1/2" x 16	150 16 T 12 01	50		
16 x 3/4" x 16	150 16 T 12 02	45		
20 x 1/2" x 20	150 20 T 12 01		60	
20 x 3/4" x 20	150 20 T 12 02		60	
25 x 1/2" x 25	150 25 T 12 01		40	
25 x 3/4" x 25	150 25 T 12 02		40	
25 x 1" x 25	150 25 T 12 03		40	
32 x 3/4" x 32	150 32 T 12 02			40
32 x 1" x 32	150 32 T 12 03			36
32 x 1 1/4" x 32	150 32 T 12 04			36
40 x 1" x 40	150 40 T 12 03			22
40 x 1 1/4" x 40	150 40 T 12 04			22
40 x 1 1/2" x 40	150 40 T 12 05			20
50 x 1 1/2" x 50	150 50 T 12 05			11
50 x 2" x 50	150 50 T 12 06			11
63 x 1 1/2" x 63	150 63 T 12 05			8
63 x 2" x 63	150 63 T 12 06			8

Products above 1 1/4" outlet will be supplied with reinforced metal ring

TEES / ELBOWS

REDUCING TEE PN10

Size	Cat. No.	Quantity per box		
		A1	A2	A3
20 x 16 x 20	150 20 T 10 16	25		
25 x 20 x 25	150 25 T 10 20		33	
32 x 16 x 32	150 32 T 10 16			33
32 x 25 x 32	150 32 T 10 25			33
40 x 32 x 40	150 40 T 10 32			18
50 x 40 x 50	150 50 T 10 40			9
63 x 50 x 63	150 63 T 10 50			6

ELBOW PN10

Size	Cat. No.	Quantity per box		
		A1	A2	A3
16 x 16	150 16 Z 10 16	70		
20 x 20	150 20 Z 10 20		70	
25 x 25	150 25 Z 10 25		45	
32 x 32	150 32 Z 10 32		30	
40 x 40	150 40 Z 10 40			28
50 x 50	150 50 Z 10 50			14
63 x 63	150 63 Z 10 63			8

THREADED MALE ELBOW PN10

Size	Cat. No.	Quantity per box		
		A1	A2	A3
16 x 1/2"	150 16 Z 11 01	90		
16 x 3/4"	150 16 Z 11 02	90		
20 x 1/2"	150 20 Z 11 01		120	
20 x 3/4"	150 20 Z 11 02		100	
25 x 1/2"	150 25 Z 11 01		85	
25 x 3/4"	150 25 Z 11 02		75	
25 x 1"	150 25 Z 11 03		70	
32 x 3/4"	150 32 Z 11 02		50	
32 x 1"	150 32 Z 11 03		45	
40 x 1 1/4"	150 40 Z 11 04			40
40 x 1 1/2"	150 40 Z 11 05			40
40 x 2"	150 40 Z 11 06			36
50 x 1 1/2"	150 50 Z 11 05			24
50 x 2"	150 50 Z 11 06			20
63 x 2"	150 63 Z 11 06			14

ELBOWS

THREADED FEMALE ELBOW PN10

Size	Cat. No.	Quantity per box		
		A1	A2	A3
16 x 1/2"	150 16 Z 12 01	90		
16 x 3/4"	150 16 Z 12 02	75		
20 x 1/2"	150 20 Z 12 01		100	
20 x 3/4"	150 20 Z 12 02		100	
25 x 3/4"	150 25 Z 12 02		65	
25 x 1"	150 25 Z 12 03		60	
32 x 3/4"	150 32 Z 12 02		45	
32 x 1"	150 32 Z 12 03		40	
32 x 1 1/4"	150 32 Z 12 04		35	
40 x 1 1/4"	150 40 Z 12 04			36
40 x 1 1/2"	150 40 Z 12 05			36
50 x 1 1/2"	150 50 Z 12 05			20
50 x 2"	150 50 Z 12 06			20
63 x 1 1/2"	150 63 Z 12 05			14
63 x 2"	150 63 Z 12 06			12

Products above 1 1/4" outlet will be supplied with reinforced metal ring

POP-UP ELBOW PN10

Size	Cat. No.	Quantity per box		
		A1	A2	A3
20 x 1/2" x 20	150 20 Z 82 01	30		
25 x 1/2" x 25	150 25 Z 82 01		45	
32 x 1/2" x 32	250 32 Z 82 01		35	
32 x 3/4" x 32	250 32 Z 82 02		35	

Super-Fit

Super-Fit fittings • Adaptors / Super-Records • PE Risers

Description:

The Super-Fit series was developed by Plas-fit to provide a complete solution to the needs of pipe system planners and contractors. The Super-fit series includes 3 product lines designed to connect pipe systems and piping accessories:

- Super-fit fittings
- Adaptors/Super-Records
- PE risers

The Super-fit series offers Tee and Elbow fittings of different sizes for connecting to system heads, air valves/gaskets and filters. In additions to the fittings designed for PE pipes, the Super-fit series also offers Tee fittings combined with Unifit, a universal connector that enables to connect PE pipes to pipes made from various materials such as: copper, galvanized iron and PVC.

The Super-Record series enables to transform any PN 10/16 fitting into a male threaded fitting in various sizes, as part of designing system manifolds, filter specifications, figures, etc.

Polyethylene (PE) risers are used as entry/exit points in irrigation closures for agriculture and gardening projects. The PE risers arrive ready for assembly with a gasket ring, Record nut and male threads in various sizes.

SUPER-FIT PRODUCTS

TEE SUPER-FIT FEMALE-FEMALE

Description	Cat. No.
Tee Super-Fit female/female 32-1-1	15-32 ET 23-23
Tee Super-Fit female/female 40-1.5-1	15-40 ET 25-23
Tee Super-Fit female/female 50-2-1	15-50 ET 26-23
Tee Super-Fit female/female 63-2-1	15-63 ET 26-23

TEE SUPER-FIT MALE-FEMALE FOR AIR VALVE

Description	Cat. No.
Tee Super-Fit Male/female 32-1M-1F	15-32 ET 13-23
Tee Super-Fit Male/female 40-1.5M-1F	15-40 ET 15-23
Tee Super-Fit Male/female 50-2M-1F	15-50 ET 16-23

TEE SUPER-FIT MALE ADAPTOR

Description	Cat. No.
Tee Super-Fit Male Adaptor 32-1-32	15-32 EA 13-32
Tee Super-Fit Male Adaptor 40-1.5-40	15-40 EA 15-40
Tee Super-Fit Male Adaptor 50-1.5-50	15-50 EA 15-50
Tee Super-Fit Male Adaptor 50-2-50	15-50 EA 16-50
Tee Super-Fit Male Adaptor 63-2-63	15-63 EA 16-63

SUPER-FIT PRODUCTS

Description	Cat. No.
Tee Super-Fit Female Adaptor 32-3/4-32	15-32 EA 22-32
Tee Super-Fit Female Adaptor 40-1-40	15-40 EA 23-40
Tee Super-Fit Female Adaptor 50-2-50	15-50 EA 26-50

TEE SUPER-FIT FEMALE ADAPTOR

Description	Cat. No.
Tee Super-Fit Male/female 32-1M-1F	15-32 ET 13-23
Tee Super-Fit Male/female 40-1.5M-1.5F	15-40 ET 15-25
Tee Super-Fit Male/female 50-2M-2F	15-50 ET 16-26
Tee Super-Fit Male/female 63-2M-2F	15-63 ET 16-26

TEE SUPER-FIT MALE-FEMALE FOR FILTER

Description	Cat. No.
Tee Super-Fit Side Male 32-32-1	15-32 ET 32-13
Tee Super-Fit Side Male 40-40-1.5	15-40 ET 40-15
Tee Super-Fit Side Male 50-50-2	15-50 ET 50-16

TEE SUPER-FIT SIDE MALE

Description	Cat. No.
Tee SuperFit Side Male with Universal Adaptor 32U321	15-32 UET 32-13
Tee SuperFit Side Male with Universal Adaptor 40U401.5	15-40 UET 40-15

* Side connection with "Unifit" designed for connecting Copper/Steel/PVC pipes

TEE SUPER-FIT SIDE MALE WITH UNIVERSAL ADAPTOR*

SUPER-FIT PRODUCTS

ELBOW SUPER-FIT MALE ADAPTOR

Description	Cat. No.
Elbow Super-Fit Male Adaptor 32-1	15-32 EZ 13-00
Elbow Super-Fit Male Adaptor 40-1.5	15-40 EZ 15-00
Elbow Super-Fit Male Adaptor 50-1.5	15-50 EZ 15-00
Elbow Super-Fit Male Adaptor 50-2	15-50 EZ 16-00
Elbow Super-Fit Male Adaptor 63-2	15-63 EZ 16-00

TEE REDUCER SUPER-FIT MALE ADAPTOR

Description	Cat. No.
Tee Reducer Super-Fit Male Adaptor 32-1-40	15-32 EA 13-40
Tee Reducer Super-Fit Male Adaptor 32-1-50	15-32 EA 13-50
Tee Reducer Super-Fit Male Adaptor 40-1.5-32	15-40 EA 15-32

TEE SUPER-FIT TOP FEMALE, SIDE MALE

Description	Cat. No.
Tee Super-Fit top Female / Side Male 31-1-1	15-32 ET 23-13
Tee Super-Fit top Female / Side Male 40-1-1.5	15-40 ET 23-15
Tee Super-Fit top Female / Side Male 50-1.5-2	15-50 ET 25-16

TEE SUPER-FIT TOP MALE, SIDE MALE

Description	Cat. No.
Tee Super-Fit top Male / Side Male 32-1-1	15-32 ET 13-13
Tee Super-Fit top Male / Side Male 40-1.5-1.5	15-40 ET 15-15
Tee Super-Fit top Male / Side Male 50-1.5-2	15-50 ET 15-16
Tee Super-Fit top Male / Side Male 50-2-2	15-50 ET 16-16

SUPER-FIT PRODUCTS

Description	Cat. No.
Adaptor Super-Fit 32-32	15-32 EM 32-00
Adaptor Super-Fit 40-40	15-40 EM 40-00
Adaptor Super-Fit 50-50	15-50 EM 50-00
Adaptor Super-Fit 63-63	15-63 EM 63-00

DOUBLE SIDED SUPER-FIT ADAPTOR

Description	Cat. No.
Plug Super-Fit 32	15-32 ES 32-00
Plug Super-Fit 40	15-40 ES 40-00
Plug Super-Fit 50	15-50 ES 50-00
Plug Super-Fit 63	15-63 ES 63-00

PLUG SUPER-FIT

Description	Cat. No.
Male Super-Fit Adaptor 32-3/4	15 032 HA 08 10
Male Super-Fit Adaptor 32-1	15 032 HA 08 20
Male Super-Fit Adaptor 40-1.5	15 040 HA 08 10
Male Super-Fit Adaptor 50-1.5	15 050 HA 08 10
Male Super-Fit Adaptor 50-2	15 050 HA 08 20
Male Super-Fit Adaptor 63-2	15 063 HA 08 20

MALE SUPER-FIT ADAPTOR

Description	Cat. No.
Nut Super-Fit 32	15 032 H 05 20
Nut Super-Fit 40	15 040 H 05 20
Nut Super-Fit 50	15 050 H 05 20
Nut Super-Fit 63	15 063 H 05 20

NUT SUPER-FIT

SUPER-RECORDS

MALE-MALE SUPER-RECORD ADAPTOR

Size	Cat. No.	Based on Accessory
3/4" x 3/4"	15 - 02 E 61 32	32
1" x 1"	15 - 03 E 61 33	32
1 1/2" x 1 1/2"	15 - 05 E 61 35	40
2" x 2"	15 - 06 E 61 36	50
3" x 3"	15 - 08 E 01 10	75

MALE-FEMALE SUPER-RECORD ADAPTOR

Size	Cat. No.	Based on Accessory
3/4" x 3/4"	15 - 02 E 61 42	32
1" x 1"	15 - 03 E 61 43	32
1 1/2" x 1 1/2"	15 - 05 E 61 45	40
2" x 2"	15 - 06 E 61 46	50

Products above 1 1/4" outlet will be supplied with reinforced metal ring

MALE-MALE ELBOW SUPER-RECORD ADAPTOR

Size	Cat.On.	Based on Accessory
3/4" x 3/4"	15 - 02 E 63 32	32
1" x 1"	15 - 03 E 63 33	32
1 1/2" x 1 1/2"	15 - 05 E 63 35	40
2" x 2"	15 - 06 E 63 36	50
2" x 2"	15 - 06 E 93 36	63
3" x 3"	15 - 08 E 03 20	75

MALE-FEMALE ELBOW SUPER-RECORD ADAPTOR

Size	Cat. No.	Based on Accessory
3/4" x 3/4"	15 - 02 E 63 42	32
1" x 1"	15 - 03 E 63 43	32
1 1/2" x 1 1/2"	15 - 05 E 63 45	40
2" x 2"	15 - 06 E 63 46	50
2" x 2"	15 - 06 E 69 46	63
3" x 3"	15 - 08 E 03 30	75

Products above 1 1/4" outlet will be supplied with reinforced metal ring
Fittings - 3" and 75 mm Size belong to record adapters

SUPER-RECORDS

Size	Cat. No.	Based on Accessory
32 x 3/4"	150 32 E 63 12	32
32 x 1"	150 32 E 63 13	32
40 x 1 1/2"	150 40 E 63 15	40
50 x 1 1/2"	150 50 E 63 15	50
50 x 2"	150 50 E 63 16	50
63 x 2"	150 63 E 63 16	63
75 x 2"	150 75 E 03 10	75
75 x 3"	150 75 E 03 20	75

MALE ELBOW SUPER-RECORD ADAPTOR

Size	Cat. No.	Based on Accessory
32 x 3/4"	150 32 E 61 12	32
32 x 1"	150 32 E 61 13	32
40 x 1 1/2"	150 40 E 61 95	40
50 x 1 1/2"	150 50 E 61 15	50
50 x 2"	150 50 E 61 16	50
63 x 2"	150 63 E 61 16	63

MALE STRAIGHT SUPER-RECORD ADAPTOR

Size	Cat. No.	Quantity per box A2	A3
75 x 2"	150 75 E 08 10		25
75 x 3"	150 75 E 08 20		24

MALE ADAPTOR KIT

Size	Cat. No.	Based on Accessory
32 x 3/4"	150 32 E 68 01	32
32 x 1"	150 32 E 68 20	32
40 x 1 1/2"	150 40 E 68 10	40
50 x 1 1/2"	150 50 E 68 10	50
50 x 2"	150 50 E 68 20	50
63 x 2"	150 63 E 68 20	63

Fittings - 3" and 75 mm Size belong to record adapters

SUPER-RECORD KIT

PE RISER WITH MALE THREADED SUPER-RECORD

	Size	Cat. No.	length cm
NEW	25" x 3/4"	15 025 F 61 72	70
NEW	25" x 1"	15 025 F 61 73	70
	32" x 1"	15 032 F 61 73	70
	40" x 1"	15 040 F 61 73	70
	40" x 1 1/2"	15 040 F 61 75	70
	40" x 2"	15 040 F 61 76	70
	50" x 1 1/2"	15 050 F 61 75	70
	50" x 2"	15 050 F 61 76	70
	63" x 1 1/2"	15 063 F 61 75	70
	63" x 2"	15 063 F 61 76	70
NEW	25" x 3/4"	15 025 F 61 02	100
NEW	25" x 1"	15 025 F 61 03	100
	32" x 1"	15 032 F 61 03	100
	40" x 1"	15 040 F 61 03	100
	40" x 1 1/2"	15 040 F 61 05	100
	40" x 2"	15 040 F 61 06	100
	50" x 1 1/2"	15 050 F 61 05	100
	50" x 2"	15 050 F 61 06	100
	63" x 1 1/2"	15 063 F 61 05	100
	63" x 2"	15 063 F 61 06	100

PE RISER WITH MALE THREADED ELBOW SUPER-RECORD

Size	Cat. No.	length cm
25" x 3/4"	150 25 F 63 02	100
32" x 1"	150 32 F 63 03	100
40" x 11/2"	150 40 F 63 05	100
40" x 2"	150 40 F 63 06	100
50" x 1 1/2"	150 50 F 63 05	100
50" x 2"	150 50 F 63 06	100
63" x 2"	150 63 F 63 06	100

PE RISER

Size	Cat. No.	length cm
40" x 1" x 1/2	150 40 F 61 73 F1	70
40" x 1 1/2" x 1/2	150 40 F 61 75 F1	70
40" x 2" x 1/2	150 40 F 61 76 F1	70
50" x 1 1/2" x 1/2	150 50 F 61 75 F1	70
50" x 2" x 1/2	150 50 F 61 76 F1	70
63" x 1 1/2" x 1/2	150 63 F 61 75 F1	70
63" x 2" x 1/2	150 63 F 61 76 F1	70
40" x 1" x 1/2	150 40 F 61 03 F1	100
40" x 1 1/2" x 1/2	150 40 F 61 05 F1	100
40" x 2" x 1/2	150 40 F 61 06 F1	100
50" x 1 1/2" x 1/2	150 50 F 61 05 F1	100
50" x 2" x 1/2	150 50 F 61 06 F1	100
63" x 1 1/2" x 1/2	150 63 F 61 05 F1	100
63" x 2" x 1/2	150 63 F 61 06 F1	100

PE RISER WITH MALE THREADED SUPER-RECORD AND ADDITIONAL 1/2" FEMALE THREAD

IRRIGATION ENGINEERING SOLUTIONS

IRRIGATION DESIGN

Drip Irrigation design.
Maximum accuracy in design including mapping and analysis of multiple alternatives according to customer requests.
3D modeling for every detail and accurate BOM that generates significant saving on project costs.

3D MODELING

3D Modeling for Piping Systems.
We use and design 3D models to understand where there are conflicts and necessary adjustments before installation.
3D models are accurate and ensure that solutions worldwide adhere to local regulation.

WHY CHOOSE US

- Complete design service
- Variety of solutions to suit budget & time-frame
- Dry assembly check before shipping and installation
- Mapping and terrain analisys using GIS
- Accurate BOM

BIM and CAD files are available for download at:
www.plas-fit.com

plas-FIT

MEITAL

Description:
The **Meital** product line is designed to provide perfect sealing to thin-wall irrigation pipes or Drip-Line pipes.

Due to it's unique structure, the **Meital** series works perfectly with wide range of wall-thickness of Drip-Line pipes, allowing maximum flexibility in design and installation of irrigation systems.

Technical Specifications:

- Fits drip-line pipes 16-17mm and 20mm, with wall-thickness from 0.9 to 1.2mm
- Long-term connection reliability
- Quick installation - without need to disassemble the fitting
- Working pressure: PN4

Carton Box size - in the contents page.

COUPLING / ELBOWS

COUPLING MEITAL

Size	Cat. No.	Quantity per box A1	A2
16 x 16	150 16 M 40 16	75	
20 x 20	150 20 M 40 20		90

ELBOW MEITAL

Size	Cat. No.	Quantity per box A1	A2
16 x 16	150 16 Z 40 16	65	
20 x 20	150 20 Z 40 20		70

MALE COUPLING MEITAL

Size	Cat. No.	Quantity per box A1	A2
16 x 1/2"	150 16 M 41 01	100	
16 x 3/4"	150 16 M 41 02	100	
20 x 1/2"	150 20 M 41 01		140
20 x 3/4"	150 20 M 41 02		140
20 x 1"	150 20 M 41 03		140

MALE ELBOW MEITAL

Size	Cat. No.	Quantity per box A1	A2
16 x 1/2"	150 16 Z 41 01	90	
16 x 3/4"	150 16 Z 41 02	90	
20 x 1/2"	150 20 Z 41 01		120
20 x 3/4"	150 20 Z 41 02		120

FEMALE COUPLING MEITAL

Size	Cat. No.	Quantity per box A1	A2
16 x 1/2"	150 16 M 42 01	100	
16 x 3/4"	150 16 M 42 02	85	
20 x 1/2"	150 20 M 42 01		135
20 x 3/4"	150 20 M 42 02		115

FEMALE ELBOW MEITAL

Size	Cat. No.	Quantity per box A1	A2
16 x 1/2"	150 16 Z 42 01	90	
16 x 3/4"	150 16 Z 42 02	75	
20 x 1/2"	150 20 Z 42 01		100
20 x 3/4"	150 20 Z 42 02		100

REDUCING COUPLING MEITAL

Size	Cat. No.	Quantity per box A1	A2
20 x 16	150 20 D 40 16	50	
25 x 16	150 25 D 40 16	35	
25 x 20	150 25 D 40 20		70
32 x 20	150 32 D 40 20		54

LINE END MEITAL

Size	Cat. No.	Quantity per box A1	A2
20	150 20 M 41 20		150

TEES

TEE MEITAL

Size	Cat. No.	Quantity per box A1	A2
16 x 16 x 16	150 16 T 40 16	40	
20 x 16 x 20	150 20 T 40 16		48
20 x 20 x 20	150 20 T 40 20		48

REDUCING TEE MEITAL

Size	Cat. No.	Quantity per box A1	A2	A3
20 x 16 x 20	150 20T 40 16	25		
25 x 16 x 25	150 25T 40 16		40	
25 x 20 x 25	150 25T 40 20		40	
32 x 16 x 32	150 32T 40 16			33
32 x 20 x 32	150 32T 40 20			33

MALE TEE MEITAL

Size	Cat. No.	Quantity per box A1	A2
16 x 1/2" x 16	150 16T 41 01	50	
16 x 3/4" x 16	150 16T 41 02	50	
20 x 1/2" x 20	150 20T 41 01		60
20 x 3/4" x 20	150 20T 41 02		60

MALE Y-TEE MEITAL

Size	Cat. No.	Quantity per box A1	A2
20 x 3/4" x 20	150 20Y 41 02		45

FEMALE TEE MEITAL

Size	Cat. No.	Quantity per box A1	A2
16 x 1/2" x 16	150 16T 42 01	50	
16 x 3/4" x 16	150 16T 42 02	45	
20 x 1/2" x 20	150 20T 42 01		60
20 x 3/4" x 20	150 20T 42 02		60

MEITAL PLUS⊕

Description:

The **Meital Plus⊕** product line is designed to provide perfect sealing to thin-wall irrigation pipes or Drip-Line pipes.

Due to it's unique structure, the **Meital Plus⊕** series works perfectly with wide range of wall-thickness of Drip-Line pipes, allowing maximum flexibility in design and installation of irrigation systems.

Technical Specifications:

- Fits drip-line pipes 16-17mm, with wall-thickness from 0.9 to 1.2mm
- Long-term connection reliability
- Quick installation - without need to disassemble the fitting
- Working pressure: PN4

MEITAL+

COUPLING MEITAL PLUS+

Size	Cat. No.	Quantity per box AI
16 x 16	150 16 M 60 16	200

MALE COUPLING MEITAL PLUS+

Size	Cat. No.	Quantity per box AI
16 x 1/2	150 16 M 61 01	100
16 x 3/4	150 16 M 61 02	100

Suitable for 16-17mm drip irrigation line

ELBOW MEITAL PLUS+

Size	Cat. No.	Quantity per box AI
16 x 16	150 16 Z 60 16	160

TEE MEITAL PLUS+

Size	Cat.On.	Quantity per box AI
16 x 16 x 16	150 16T 60 16	100

REDUCING TEE MEITAL PLUS+

Size	Cat. No.	Quantity per box AI
25 x 16 x 25	150 25T 60 16	40

NIR Connectors

Description:

The **Plas-fit Nir Connectors** is a unique Plas-fit connector, providing farmers with an easy-to-use and dependable solution.

It enables a sturdy grip on drip irrigation branches, and can withstand up to 6 bar.

The Plas-fit Nir connector is known for its durability in chemical-rich environments, including particularly concentrated and aggressive fertilizers.

Technical specifications:

- Allows a strong grasp of dripping extensions
- Made of advanced reinforced Glass fibers thermoplastic PP materials that can withstand a wide range of chemicals and high temperatures
- Nir connectors are available in 16, 20 & 25mm size
- Working pressure: PN6

Carton Box size - in the contents page.

COUPLINGS/ TEES

COUPLING

Size	Cat. No.	Quantity per box Al
20 x 20	140 20 M 50 20	75
25 x 25	140 25 M 50 25	40

MALE COUPLING

Size	Cat. No.	Quantity per box Al
16 x 1/2"	140 16 M 51 01	200
16 x 3/4"	140 16 M 51 02	180
20 x 1/2"	140 20 M 51 01	125
20 x 3/4"	140 20 M 51 02	115
25 x 3/4"	140 25 M 51 02	60
25 x 1"	140 25 M 51 03	60

FEMALE COUPLING

Size	Cat. No.	Based on Al
16 x 3/4"	140 16 M 52 02	145
20 x 3/4"	140 20 M 52 02	110

MALE BASE "Y"

Size	Cat. No.	Quantity per box Al
16 x 3/4" x 16	140 16T 53 22	80
20 x 3/4" x 20	140 20T 53 22	40

THREADED FITTINGS



Description:

Plas-fit Fittings offers a wide range of Threaded fittings.

Technical specifications:

- Manufactured from high quality thermoplastic materials, threads are compliant to Israeli Standard 50.3 (ISO 1-7)
- Suitable for use with different plastic material as well as metal connectors
- Working pressure: Sizes 3/8 - 2": PN10
  Sizes 2 1/2 - 4": PN6

Carton Box size - in the contents page.

THREADED FITTINGS

NIPPLE

Size	Cat. No.
1/2" x 1/2"	270-01 N 00 01
3/4" x 3/4"	270-02 N 00 02
1" x 1"	270-03 N 00 03
1 1/4" x 1 1/4"	270-04 N 00 04
1 1/2" x 1 1/2"	270-05 N 00 04
2" x 2"	270-06 N 00 06
2 1/2" x 2 1/2"	270-07 N 00 07
3" x 3"	270-08 N 00 08
4" x 4"	270-14 N 00 14

REDUCING NIPPLE

Size	Cat. No.
1/2" x 3/8"	270-01 N 000 05
3/4" x 1/2"	270-02 N 00 01
1" x 1/2"	270-01 N 00 03
1" x 3/4"	270-02 N 00 03
1 1/4" x 3/4"	270-04 N 00 02
1 1/4" x 1"	270-04 N 00 03
1 1/2" x 1"	270-05 N 00 03
1 1/2" x 1 1/4"	270-05 N 00 04
2" x 1"	270-03 N 00 06
2" x 1 1/4"	270-04 N 00 06
2" x 1 1/2"	270-05 N 00 06
2 1/2" x 2"	270-06 N 00 07
3" x 2"	270-06 N 00 08
3" x 2 1/2"	270-07 N 00 08
4" x 3"	270-08 N 00 14

REDUCING SOCKET

Size	Cat.No.
1/2" x 3/8"	270-01 M 000 05
3/4" x 3/8"	270-02 M 000 05
3/4" x 1/2"	270-02 M 00 01
3/4" x 1/4"	270-02 M 000 04
1" x 1/2"	270-01 M 00 03
1" x 3/4"	270-03 M 00 02
1 1/4" x 3/4"	270-04 M 00 02
1 1/4'' x 1''	270-04 M 00 03
1 1/2" x 3/4"	270-05 M 00 02
1 1/2" x 1"	270-03 M 00 05
1 1/2" x 1 1/4"	270-05 M 00 04
2" x 3/4"	270-06 M 00 02
2" x 1"	270-06 M 00 03
2" x 1 1/4"	270-06 M 00 04
2" x 1 1/2"	270-06 M 00 05
2 1/2" x 2"	270-07 M 00 06
3" x 2 1/2"	270-08 M 00 07
4'' x 3''	270-14 M 00 08

THREADED FITTINGS

SOCKET

Size	Cat. No.
1/2" x 1/2"	270-01 M 00 01
3/4" x 3/4"	270-02 M 00 02
1" x 1"	270-03 M 00 03
1 1/4" x 1 1/4"	270-04 M 00 04
1 1/2" x 1 1/2"	270-05 M 00 05
2" x 2"	270-06 M 00 06
2 1/2" x 2 1/2"	270-07 M 00 07
3" x 3"	270-08 M 00 08

MALE FEMALE REDUCING BUSHING

Size	Cat. No.
3/4"M x 1/2"F	270-01 B 00 02
1"M x 1/2"F	270-01 B 00 03
1"M x 3/4"F	270-02 B 00 03
1 1/4"M x 3/4"F	270-02 B 00 04
1 1/4"M x 1"F	270-03 B 00 04
1 1/2"M x 3/4"F	270-02 B 00 05
1 1/2"M x 1"F	270-03 B 00 05
1 1/2"M x 1 1/4"F	270-04 B 00 05
2"M x 3/4"F	270-02 B 00 06
2"M x 1"F	270-03 B 00 06
2"M x 1 1/4"F	270-04 B 00 06
2"M x 1 1/2"F	270-05 B 00 06
2 1/2"M x 1"F	270-03 B 00 07
2 1/2"M x 1 1/4"F	270-04 B 00 07
2 1/2"M x 1 1/2"F	270-05 B 00 07
2 1/2"M x 2"F	270-06 B 00 07
3"M x 2"F	270-06 B 00 08
3"M x 2 1/2"F	270-07 B 00 08
4"M x 2"F	270-14 B 00 06
4"M x 3"F	270-14 B 00 08

FEMALE MALE REDUCING BUSHING

Size	Cat. No.
1/2"M x 3/4"F	270-01 B 00 02
3/4"M x 3/4"F	270-02 B 00 02
1/2"M x 1"F	270-01 B 00 03
3/4"M x 1"F	270-03 B 00 02

THREADED FITTINGS

MALE - FEMALE ELBOW

Size	Cat. No.
1/2" x 1/2"	270-01 Z 05 02
3/4" x 3/4"	270-02 Z 05 02
1" x 1"	270-03 Z 05 02
1 1/4" x 1 1/4"	270-04 Z 05 02
1 1/2" x 1 1/2"	270-05 Z 05 02

FEMALE - FEMALE ELBOW

Size	Cat. No.
1/2"x1/2"	270-01 Z 05 00
3/4"x3/4"	270-02 Z 05 00
1"x1"	270-03 Z 05 00
1 1/4"x1 1/4"	270-04 Z 05 00
1 1/2"x1 1/2"	270-05 Z 05 00
2"x2"	270-06 Z 05 00

MALE PLUG

Size	Cat. No.
1/2"	270-01 P 01 00
3/4"	270-02 P 01 00
1"	270-03 P 01 00
1 1/4"	270-04 P 01 00
1 1/2 "	270-05 P 01 00
2"	270-06 P 01 00
2 1/2"	270-07 P 01 00
3"	270-08 P 01 00
4"	270-14 P 01 00

FEMALE PLUG/CAP

Size	Cat. No.
1/2"	270-01 P 02 00
3/4"	270-02 P 02 00
1"	270-03 P 02 00
1 1/4"	270-04 P 02 00
1 1/2"	270-05 P 02 00
2"	270-06 P 02 00
2 1/2"	270-07 P 02 00

THREADED FITTINGS

FEMALE TEE

Size	Cat. No.
1/2"x1/2"x1/2"	270-01 T 05 00
3/4"x3/4"x3/4"	270-02 T 05 00
1"x1"x1"	270-03 T 05 00
1 1/4"x1 1/4"x1 1/4"	270-04 T 05 00
1 1/2"x1 1/2"x1 1/2"	270-05 T 05 00
2"x2"x2"	270-06 T 05 00
3"x3"x3"	270-08 T 05 00

MALE TEE

Size	Cat. No.
1/2"x1/2"x1/2"	270-01 T 06 00
3/4"x3/4"x3/4"	270-02 T 06 00
1"x1"x1"	270-03 T 06 00
1 1/4"x1 1/4"x1 1/4"	270-04 T 06 00
1 1/2"x1 1/2"x1 1/2"	270-05 T 06 00
2"x2"x2"	270-06 T 06 00

REDUCING MALE TEE

Size	Cat. No.
3/4" x 1/2" x 3/4"	270-02 T 06 01
1" x 1/2" x 1"	270-03 T 06 01
1" x 3/4" x 1"	270-03 T 06 02
1 1/4" x 1/2" x 1 1/4"	270-04 T 06 01
1 1/4" x 3/4" x 1 1/4"	270-04 T 06 02
1 1/4" x 1" x 1 1/4"	270-04 T 06 03
1 1/2" x 3/4" x 1 1/2"	270-05 T 06 02
1 1/2" x 1" x 1 1/2"	270-05 T 06 03
1 1/2" x 1 1/4" x 1 1/2" M	270-05 T 06 04
2" x 1" x 2"	270-06 T 06 03
2" x 1 1/4" x 2"	270-06 T 06 04
2" x 1 1/2" x 2"	270-06 T 06 05
2 1/2" x 2" x 2 1/2"	270-07 T 06 06
3" x 2" x 3"	270-08 T 06 06

TANK OUTLET

Size	Cat. No.
1/2"	270-01 F 03 00
3/4"	270-02 F 03 00
1"	270-03 F 03 00

BALL VALVES

Plas-fit's Ball Valves are manufactured with advanced technology which allows full coverage of the valve with advanced reinforced polymer and without exposure of metal parts to air or water by which, allows reliable usage for many years.

Plas-fit ball valves are used for assembly as entry point for water systems or as exit point for irrigation systems

Technical specifications:

- Easy for assembly, comfortable for use and durable for many years
- Ball valve's body is made of advanced reinforced polymer
- Supplied with stainless steel handle / butterfly handle (reinforced polymer)

Working pressure:

- Ball Valves: PN16

BALL VALVES

BALL VALVE FEMALE- FEMALE

Size	Cat. No. S/S Handle	Cat. No. Plastic Handle	Quantity per Box
1/2"	170-VLFF 0101-N	170-VLFF 0101-B	6
3/4"	170-VLFF 0202-N	170-VLFF 0202-B	6
1"	170-VLFF 0303-N	170-VLFF 0303-B	6
1"-1/4" **	170-VLFF 0404-N		4
1"-1/2" **	170-VLFF 0505-N		4
2" **	170-VLFF 0606-N		4

** Supplied only with stainless steel handle

BALL VALVE MALE FEMALE

Size	Cat. No. S/S Handle	Cat. No. Plastic Handle	Quantity per Box
1/2"	170-VLFM 0101-N	170-VLFM 0101-B	6
3/4"	170-VLFM 0202-N	170-VLFM 0202-B	6
1"	170-VLFM 0303-N	170-VLFM 0303-B	6

GARDENING VALVE

Size	Cat. No. Plastic Handle	Quantity per Box
1/2"	170-TPP 0101-B	16
3/4"	170-TPP 0202-B	15

GARDENING VALVE WITH BRASS THREAD

Size	Cat. No. S/S Handle	Cat. No. Plastic Handle	Quantity per Box
1/2"	170-TPB 0101-N	170-TPB 0101-B	16
3/4"	170-TPPB 0202-N	170-TPPB 0202-B	15

GARDENING VALVE WITH BRASS THREAD AND ADDITIONAL 3/4" OUTLET

Size	Cat. No. S/S Handle	Cat. No. Plastic Handle	Quantity per Box
1/2"	170-DTP 0101-N	170-DTP 0101-B	6

TEST COCK

Description:

Test cock with a an innovative design, manufactured with accurate injection technology made from advanced reinforced polymer.

Plas-fit's Test cock is designed for drinking water and irrigation systems as a periodical pressure test-point, providing perfect alternative to existing metal test cock.

Designed at the highest standards, while using advanced reinforced polymer dedicated for drinking water systems, without any use of heavy-metals.

Combines competitive price and high reliability.

Technical specifications:

- Easy for assembly, comfortable for use and durability for many years
- A green product – no heavy metals, and Drinking-Water grade polymers
- Available in a variety of sizes
- Working pressure: PN 16

Size	Cat. No.	Quantity per box AI
1/8 M x 1/4 F	170 - TC 08 04	150
1/8 M x Flare 45deg SAE	170 - TC 08 FL	150
1/4 M x 1/4F	170 -TC 04 04	150
1/4 M x Flare 45deg SAE	170 - TC 04 FL	150

TAVOR SADDLES

Description:

- The Tavor saddles series is a revolutionary patent pending product line of saddles
- The saddles are used for splits, junctions and for adding lines to a main line. The saddles are design for use with all kinds of LDPE, HDPE, MDPE, and PE pipes for irrigation and high-pressure conveyance of water or chemicals
- The Tavor saddles save up to 70% of installation time in comparison to the traditional saddles in the market
- The saddles arrive in a "Ready-to-Install" condition in which the bolt and seal are already assembled in the saddle and all is left to do is tils the bolt and tighten it
- The high grade polypropylene material used ensures long lasting operation under demanding applications
- Excellent resistance to most commonly used chemicals for such kind of applications
- Suitable for use in potable water supply systems
- Suitable for exposure to sunlight (UV).
- Nitrile seal for excellent sealing performance and chemical resistance
- The saddle can be ordered with Stainless-steel Reinforcement and stainless Steel Bolt and Nut

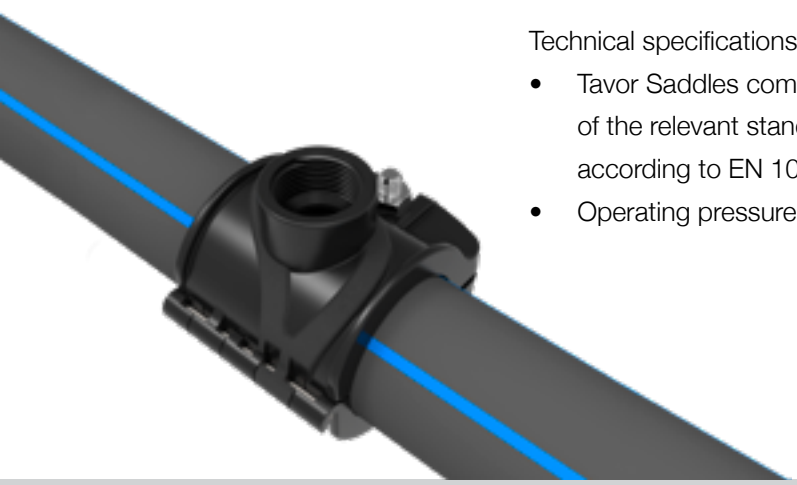

Technical specifications:

- Tavor Saddles comply with the dimensional requirements and characteristics of the relevant standard EN ISO 13460. Threads (BSP) are manufactured according to EN 10226, ISO 7 and DIN 2999
- Operating pressure PN10

TAVOR SADDLE

TAVOR SADDLES

TAVOR SADDLE WITH ONE BOLT*



Size	Cat. No.	Quantity per box	
		A2	A3
32x3/4"	340 32 R 02 02	110	
40x3/4"	340 40 R 02 02		65
50x3/4"	340 50 R 02 02		65
63x3/4"	340 63 R 02 02	30	

TAVOR SADDLE WITH ONE BOLT* + REINFORCEMENT METAL RING

Size	Cat. No.	Quantity per box	
		A2	A3
32x3/4"	340 32 R 02 02-N	110	
40x3/4"	340 40 R 02 02-N		65
50x3/4"	340 50 R 02 02-N		65
63x3/4"	340 63 R 02 02-N	30	

*The saddles can be ordered with bolt + nut made of Stainless Steel

CLAMPING SADDLES

Description:

Plas-fit Fittings saddles are used for splits, junctions and for adding lines to a main line. They are design for use with LDPE, HDPE, MDPE, and PE pipes.

The Plas-fit Fittings line of saddle products includes:

- A Regular saddle
- A saddle with a stainless steel-enforced ring
- A saddle with an internal bulge
- A saddle with galvanized or stainless steel screws
- Plas-fit saddles have an unbreakable, fast, reliable and simple mount, it doesn't rust and it's resistant to a wide range of chemicals
- Plas-fit Saddles comply with the dimensional requirements and characteristics of the relevant standard EN ISO 13460. Threads (BSP) are manufactured according to EN 10226, ISO 7 and DIN 2999
- Working pressure: Sizes 20-110mm: PN10
  Sizes 125-225mm: PN6

Carton Box size - in the contents page.

CLAMPING SADDLES

2 BOLTS SADDLE

Size	Cat. No.	Quantity per box A2	A3
20 x 1/2"	240 20 R 02 01	120	
25 x 1/2"	240 25 R 02 01	120	
25 x 3/4"	240 25 R 02 02	120	
32 x 1/2"	240 32 R 02 01	110	
32 x 3/4"	240 32 R 02 02	110	
40 x 1/2"	240 40 R 02 01		65
40 x 3/4"	240 40 R 02 02		65
40 x 1"	240 40 R 02 03		65
50 x 1/2"	240 50 R 02 01		65
50 x 3/4"	240 50 R 02 02		65
50 x 1"	240 50 R 02 03		65
63 x 1/2"	240 63 R 02 01	30	
63 x 3/4"	240 63 R 02 02	30	
63 x 1"	240 63 R 02 03	30	
75 x 3/4"	240 75 R 02 02		34
75 x 1"	240 75 R 02 03		34

4 BOLTS SADDLE

Size	Cat. No.	Quantity per box A2	A3
50 x 1/2"	240 50 R 42 01	30	
50 x 3/4"	240 50 R 42 02	30	
50 x 1"	240 50 R 42 03	30	
50 x1 1/4"	240 50 R 42 04	30	
63 x 1/2"	240 63 R 42 01	30	
63 x 3/4"	240 63 R 42 02	30	
63 x 1"	240 63 R 42 03	30	
63 x 1 1/4"	240 63 R 42 04		40
63 x 1 1/2"	240 63 R 42 05		40
75 x 1/2"	240 75 R 42 01		30
75 x 3/4"	240 75 R 42 02		30
75 x 1"	240 75 R 42 03		30
75 x 1 1/4"	240 75 R 42 04		30
75 x 1 1/2"	240 75 R 42 05		30
75 x 2"	240 75 R 42 06		25
90 x 1/2"	240 90 R 42 01		25
90 x 3/4"	240 90 R 42 02		25
90 x 1"	240 90 R 42 03		25
90 x 1 1/4"	240 90 R 42 04		25
90 x 1 1/2"	240 90 R 42 05		25
90 x 2"	240 90 R 42 06		25
110 x 1/2"	241 10 R 42 01		20
110 x 3/4"	241 10 R 42 02		20
110 x 1"	241 10 R 42 03		20
110 x 1 1/4"	241 10 R 42 04		20
110 x 1 1/2"	241 10 R 42 05		20
110 x 2"	241 10 R 42 06		20
125 x 3/4"	241 25 R 42 02		15
125 x 1"	241 25 R 42 03		15
125 x 1 1/4"	241 25 R 42 04		15
125 x 1 1/2"	241 25 R 42 05		15
125 x 2"	241 25 R 42 06		15

Products above 1 1/4" outlet will be supplied with reinforced metal ring

CLAMPING SADDLES

6 BOLTS SADDLE

Size	Cat. No.	Quantity per box A3
140 x 3/4"	241 40 R 62 02	10
140 x 1"	241 40 R 62 03	10
140 x 1 1/4"	241 40 R 62 04	10
140 x 1 1/2"	241 40 R 62 05	10
140 x 2"	241 40 R 62 06	10
160 x 1"	241 60 R 62 03	10
160 x 1 1/4"	241 60 R 62 04	10
160 x 1 1/2"	241 60 R 62 05	10
160 x 2"	241 60 R 62 06	10
160 x 3"	241 60 R 62 08	10
160 x 4"	241 60 R 62 09	10
200 x 3/4"	242 00 R 62 02	10
200 x 1"	242 00 R 62 03	10
200 x 1 1/4"	242 00 R 62 04	10
200 x 1 1/2"	242 00 R 62 05	10
200 x 2"	242 00 R 62 06	10
200 x 3"	242 00 R 62 08	10
200 x 4"	242 00 R 62 09	10
225 x 2"	242 25 R 62 06	10
225 x 3"	242 25 R 62 08	10
225 x 4"	242 25 R 62 09	10
250 x 2"	242 50 R 62 06	10
250 x 3"	242 50 R 62 08	10
250 x 4"	242 50 R 62 09	10
315 x 2"	243 15 R 62 06	10
315 x 3"	243 15 R 62 08	10
315 x 4"	243 15 R 62 09	10

Products above 1 1/4" outlet will be supplied with reinforced metal ring

2 BOLTS BULGE SADDLE

Size	Cat. No.	Quantity per box A2	A3
25 x 1/2"	140 25 R 01 01	120	
25 x 3/4"	140 25 R 01 02	120	
32 x 1/2"	140 32 R 01 01	110	
32 x 3/4"	140 32 R 01 02	110	
40 x 1/2"	140 40 R 01 01	65	
40 x 3/4"	140 40 R 01 02	65	
40 x 1"	140 40 R 01 03	65	
50 x 1/2"	140 50 R 01 01	65	
50 x 3/4"	140 50 R 01 02	65	
50 x 1"	140 50 R 01 03	65	
63 x 3/4"	140 63 R 01 02	30	
63 x 1"	140 63 R 01 03	30	
75 x 3/4"	140 75 R 01 02		34
75 x 1"	140 75 R 01 03		34

The size of a cup drill for a saddle with a bulge

Saddle size	cup drill size
25	11 mm
32	14 mm
40-50	22 mm
63-75	30 mm

CLAMPING SADDLES

2 BOLTS DOUBLE SADDLE

Size	Cat. No.	Quantity per box A2
20 x 1/2"	240 20 R 20 21	120
25 x 1/2"	240 25 R 25 21	120
25 x 3/4"	240 25 R 25 22	120
32 x 1/2"	240 32 R 32 21	110
32 x 3/4"	240 32 R 32 22	110
40 x 1/2"	240 40 R 40 21	65
40 x 3/4"	240 40 R 40 22	65
40 x 1"	240 40 R 40 23	65
50 x 1/2"	240 50 R 50 21	65
50 x 3/4"	240 50 R 50 22	65
50 x 1"	240 50 R 50 23	65
63 x 1/2"	240 63 R 63 21	30
63 x 3/4"	240 63 R 63 22	30
63 x 1"	240 63 R 63 23	30

4 BOLTS DOUBLE SADDLE

Size	Cat. No.	Quantity per box A2	A3
50 x 1/2"	240 50 R 50 41	30	
50 x 3/4"	240 50 R 50 42	30	
50 x 1"	240 50 R 50 43	30	
50 x1 1/4"	240 50 R 50 44	30	
63 x 1/2"	240 63 R 63 41	30	
63 x 3/4"	240 63 R 63 42	30	
63 x 1"	240 63 R 63 43	30	
63 x 1 1/4"	240 63 R 63 44		40
63 x 1 1/2"	240 63 R 63 45		40
75 x 1/2"	240 75 R 75 41		30
75 x 3/4"	240 75 R 75 42		30
75 x 1"	240 75 R 75 43		30
75 x 1 1/4"	240 75 R 75 44		30
75 x 1 1/2"	240 75 R 75 45		30
75 x 2"	240 75 R 75 46		25
90 x 1/2"	240 90 R 90 41		25
90 x 3/4"	240 90 R 90 42		25
90 x 1"	240 90 R 90 43		25
90 x 1 1/4"	240 90 R 90 44		25
90 x 1 1/2"	240 90 R 90 45		25
90 x 2"	240 90 R 90 46		25
110 x 1/2"	241 10 R 10 41		20
110 x 3/4"	241 10 R 10 42		20
110 x 1"	241 10 R 10 43		20
110 x 1 1/4"	241 10 R 10 44		20
110 x 1 1/2"	241 10 R 10 45		20
110 x 2"	241 10 R 10 46		20
125 x 3/4"	241 25 R 25 42		15
125 x 1"	241 25 R 25 43		15
125 x 1 1/4"	241 25 R 25 44		15
125 x 1 1/2"	241 25 R 25 45		15
125 x 2"	241 25 R 25 46		15

Products above 1 1/4" outlet will be supplied with reinforced metal ring

CLAMPING SADDLES

Size	Cat. No.	Quantity per box A3
140 x 3/4"	241 40 R 40 62	10
140 x 1"	241 40 R 40 63	10
140 x 1 1/4"	241 40 R 40 64	10
140 x 1 1/2"	241 40 R 40 65	10
140 x 2"	241 40 R 40 66	10
160 x 3/4"	241 60 R 60 62	10
160 x 1"	241 60 R 60 63	10
160 x 1 1/4"	241 60 R 60 64	10
160 x 1 1/2"	241 60 R 60 65	10
160 x 2"	241 60 R 60 66	10
160 x 3"	241 60 R 60 68	10
160 x 4"	241 60 R 60 69	10
200 x 3/4"	242 00 R 00 62	10
200 x 1"	242 00 R 00 63	10
200 x 1 1/4"	242 00 R 00 64	10
200 x 1 1/2"	242 00 R 00 65	10
200 x 2"	242 00 R 00 66	10
200 x 3"	242 00 R 00 68	10
200 x 4"	242 00 R 00 69	10

Products above 1 1/4" outlet will be supplied with reinforced metal ring

6 BOLTS DOUBLE SADDLE

CLAMPING SADDLES

2 BOLTS REPAIR SADDLE

Size	Cat. No.	Quantity per box A2
20	240 20 R 20 20	120
25	240 25 R 20 25	120
32	240 32 R 20 32	110
40	240 40 R 20 40	65
50	240 50 R 20 50	65
63	240 63 R 20 63	30

4 BOLTS REPAIR SADDLE

Size	Cat. No.	Quantity per box A2	A3
50	240 50 R 40 50	30	
63	240 63 R 50 63	30	
75	240 75 R 40 75		30
90	240 90 R 40 90		25
110	241 10 R 41 10		20
125	241 25 R 41 25		15

6 BOLTS REPAIR SADDLE

Size	Cat. No.	Quantity per box A3
140	241 40 R 61 40	10
160	241 60 R 61 60	10
200	242 00 R 62 00	10
225	242 25 R 62 25	10
250	242 50 R 62 50	10
315	243 15 R 63 15	10

UNIFIT - Universal Fittings

Description:

The Universal **Unifit** connector is especially designed for the water transportation industry. The **Unifit** connector line connects simply and reliably between polyethylene pipes and pipes made from various other materials: copper, galvanized iron, PVC and more.

Technical specifications:

- The connector has a particularly flexible mechanism allowing connections to diameters in the 15-53 mm range
- Double sealing - hydraulic and mechanical
- Available as a complete unit or as a kit for integration with a variety of Plas-fit connectors
- Can be disassembled and reassembled
- Working pressure: PN 16

Carton Box size - in the contents page.

UNIFIT COUPLING

Size	Cat. No.	
3/8"-1/2"	150 15 M 50 16	16mm
3/8"-1/2"	150 15 M 50 20	20mm
3/8"-1/2"	150 15 M 50 25	25mm
1/2"-3/4"	150 21 M 50 20	20mm
1/2"-3/4"	150 21 M 50 25	25mm
1/2"-3/4"	150 21 M 50 32	32mm
3/4"-1"	150 27 M 50 25	25mm
3/4"-1"	150 27 M 50 32	32mm
3/4"-1"	150 27 M 50 40	40mm

UNIFIT ELBOW

Size	Cat. No.	
3/8"-1/2"	150 15 Z 50 20	20mm
3/8"-1/2"	150 15 Z 50 25	25mm
1/2"-3/4"	150 21 Z 50 25	25mm
1/2"-3/4"	150 21 Z 50 32	32mm
3/4"-1"	150 27 Z 50 40	40mm

UNIFIT CONVERSION KIT

Size	Cat. No.	
15 - 21"	150 15 E 58 00	25mm
21 - 27"	150 21 E 58 00	32mm

SPARE PARTS & TOOLS

Carton Box size - in the contents page.

CHAMFERING TOOL

Size	Cat. No.	Quantity per box
63-16	150 63 0 00 00	60

WRENCH

Size	Cat. No.	Quantity per box
16-40	150 25 0 00 06	30
40-75	150 40 0 00 06	20
63-110	150 63 0 00 05	10

NUT MEITAL

Size	Cat. No.
16	150 16 H 45 10

NUT MEITAL+

Size	Cat. No.
16	150 16 H 65 10

NUT NIR

Size	Cat. No.
16	140 16 H 35 10
20	140 20 H 35 10
25	140 25 H 35 10

Series 150 SPARE PARTS

Size	Cat. No.
16	150 16 H 05 10
20	150 20 H 05 10
25	150 25 H 05 10
32	150 32 H 05 10
40	150 40 H 05 10
50	150 50 H 05 10
63	150 63 H 05 10
75	150 75 H 05 10
90	150 90 H 05 10
110	151 10 H 05 10

SERIES 150 NUT

Ø	Cat. No.
25	150 25 H 05 20 NEW
32	150 32 H 05 20
40	150 40 H 05 20
50	150 50 H 05 20
63	150 63 H 05 20
75	150 75 H 05 20

NUT FOR ADAPTER

Ø	Cat. No.
16	150 16 H 06 10
20	150 20 H 06 10
25	150 25 H 06 10
32	150 32 H 06 10
40	150 40 H 06 10
50	150 50 H 06 10
63	150 63 H 06 10
75	150 75 H 06 10
90	150 90 H 06 10
110	151 10 H 06 10

SERIES 150 GRIP RING

16-75 mm

90-110 mm

T-RING PN10 25-50 mm

Ø	Cat. No.
20	520 20 A 16 01
25	520 25 A 16 01
32	520 32 A 16 01
40	520 40 A 16 01
50	520 50 A 16 01

D-RING 16-75 mm

O-RING 90-110 mm

Ø	Cat. No.
16	520 16 A 06 01
20	520 20 A 06 01
25	520 25 A 06 01
32	520 32 A 06 01
40	520 40 A 06 01
50	520 50 A 06 01
63	520 63 A 06 01
75	520 75 A 06 01
90	520 90 A 06 01
110	521 10 A 06 01

O-RING FOR ADAPTOR

Ø	Cat. No.
32	520 32 A 06 00
40	520 40 A 06 00
50	520 50 A 06 00
63	520 63 A 06 00
75	520 75 A 06 00

GALVANIZED BOLT + NUT FOR SADDLES



Bolt Size	Cat. No.	Nut Size	Saddle Size
1/4 x 30	970 00140 06	1/4"	25+32
1/4 x 35	970 00140 07	1/4"	40
1/4 x 40	970 00140 08	1/4"	50
5/16 x 50	970 00140 21	5/16"	63
5/16 x 60	970 00140 24	5/16"	75-160
5/16 x 70	970 00140 26	5/16"	75

Series 250/350 SPARE PARTS

SERIES 250 NUT

Ø	Cat. No.
16	250 16 H 05 10
20	250 20 H 05 10
25	250 25 H 05 10
32	250 32 H 05 10
40	250 40 H 05 10
50	250 50 H 05 10
63	250 63 H 05 10
75	250 75 H 05 10
90	250 90 H 05 10
110	250 10 H 05 10

SERIES 250 GRIP RING

16-110 mm

Ø	Cat. No.
16	250 16 H 06 10
20	250 20 H 06 10
25	250 25 H 06 10
32	250 32 H 06 10
40	250 40 H 06 10
50	250 50 H 06 10
63	250 63 H 06 10
75	250 75 H 06 10
90	250 90 H 06 10
110	250 10 H 06 10

O-RING

Ø	Cat. No.
16	520 16 A 26 01
20	520 20 A 26 01
25	520 25 A 26 01
32	520 32 A 26 01
40	520 40 A 26 01
50	520 50 A 26 01
63	520 63 A 26 01
75	520 75 A 26 01
90	520 90 A 26 01
110	521 10 A 26 01

TELECOM

COMFIT / TRANSFIT®

Description:
A wide product range of fittings and accessories for communications and fiber optics industry over a wide range of applications. Mainly used for Duct and Sub-Duct application, with the most advanced metal-free design of fittings.

Technical specifications:

- A narrow internal cross section, reducing friction during installation, allowing simple and easy use of automation in dugouts and in narrow tunnels.
- Designed to be suitable to the requirements of cable manufacturers and installation contractors
- Suitable for both blow and pull installation methods
- Accessories are connected using the advanced Push Fit method, without the need to disassemble the fitting
- Pulling – PN10, in accordance with standard DIN 8076 T3
- Air pressure – 16 Atm 60C for two hours

Products are protected by patent

Carton Box size - in the contents page.

COMFIT

COMFIT COUPLING



Size	Cat. No.	Quantity per box A2	Quantity per box A3
NEW 25 x 25	400 25 M 00 25	144	
32 x 32	400 32 M 00 32	70	
40 x 40	400 40 M 00 40		60
50 x 50	400 50 M 00 50		33

Size	Cat. No.	Quantity per box A2	Quantity per box A3
3/4"	40 - 02 M 00 02	144	
1"	40 - 03 M 00 03	70	
1 1/4"	40 - 04 M 00 04		56
1 1/2"	40 - 05 M 00 05		36
2"	40 - 06 M 00 06		30

SLIM COMFIT COUPLING

Size	Cat. No.	Quantity per box A2
50	400 50 M 30 50	30

* Maximum external diameter 69mm

EXPANDABLE COMFIT PLUGS

Size	Cat. No.	Ø Duct ID	Quantity per box
		mm	Al
NEW 32	400 32 P 01 00	26-31	120
40	400 40 P 01 00	31-39	90
50	400 50 P 01 00	38-49	60
63	400 63 P 01 00	47-62	35

FIBER OPTIC SIMPLEX DUCT PLUGS

Duct ID Size	Cat. No.	Ø Cable Size mm	Quantity per box
NEW 32/26	400 32 P 00 09B	9-14.5	300
40/33	400 40 P 00 09B	9-14.5	216
40/33	400 40 P 00 14B	14-18	216
50/42	400 50 P 00 09B	9-14.5	120
50/42	400 50 P 00 13B	13-18	120

Dimensions stoppers can be obtained with different cable dimensions

EXPANDABLE UNIVERSAL PLUG

Size		Cat. No.	Ø Duct ID	
inch	mm		inch	mm
21/2	64	40 064 P 01 00	2.34–2.91	74–59
3	76	40 076 P 01 00	2.99–3.46	76–88
4	102	40 102 P 01 00	3.94–4.33	100–110
5	127	40 127 P 01 00	5.00–5.35	124–136
6	152	40 152 P 01 00	5.82–6.37	148–162

CONICAL PLUG

Size		Cat. No.	Ø Duct ID	
inch	mm		inch	mm
2	51	40 - 06 P 01 00	1.20–2.60	30 – 66
3	76	40 - 08 P 01 00	2.75–3.65	70 – 93
4	102	40 - 14 P 01 00	3.70–4.70	94 –119
5	127	40 - 16 P 01 00	4.80–5.75	122–146
6	152	40 - 18 P 01 00	5.82–6.80	148–173

TRANSFIT COUPLING

Size	Cat. No.	Quantity per box A1	A2	A3
16 x 16	150 16 M 30 16	75		
20 x 20	150 20 M 30 20		90	
25 x 25	150 25 M 30 25		60	
32 x 32	150 32 M 30 32		36	
40 x 40	150 40 M 30 40			36
50 x 50	150 50 M 30 50			18
63 x 63	150 63 M 30 63			11
NEW 75 x 75	150 75 M 30 75			8

Size	Cat. No.	Quantity per box A1	A2	A3
11/4" x 11/4"	150 04 M 30 04			48
2" x 2"	150 06 M 30 06			12

TRANSFIT LINE END

Size	Cat. No.	Quantity per box A1	A2	A3
20	150 20 S 30 00		150	
25	150 25 S 30 00		100	
32	150 32 S 30 00		72	
40	150 40 S 30 00		40	
50	150 50 S 30 00			30
63	150 63 S 30 00			20
75	150 75 S 30 00			14
90	150 90 S 30 00			6
110	151 10 S 30 00			4

TRANSFIT REDUCING COUPLING

Size	Cat. No.	Quantity per box A1	A2	A3	A4
20 x 16	150 20 D 30 16	50			
25 x 16	150 25 D 30 16	35			
25 x 20	150 25 D 30 20		70		
32 x 20	150 32 D 30 20		54		
32 x 25	150 32 D 30 25		48		
40 x 25	150 40 D 30 25		30		
40 x 32	150 40 D 30 32		22		
50 x 25	150 50 D 30 25		18		
50 x 32	150 50 D 30 32			25	
50 x 40	150 50 D 30 40			24	
63 x 32	150 63 D 30 32			15	
63 x 40	150 63 D 30 40			15	
63 x 50	150 63 D 30 50			12	
75 x 32	150 75 D 30 32			12	
75 x 40	150 75 D 30 40			12	
75 x 50	150 75 D 30 50			11	
75 x 63	150 75 D 30 63			8	

DIRECT BURIED®

Description:

Direct Buried Communications fittings that are buried underground and used for connecting thin Micro-duct pipes, through which the fiber optics are blown.
The DB series is a unique development of a metal-free fitting with proven reliability in installation and a longer lifespan than the current product offerings in this market.
The DB series is suitable for installation by burying as well as for direct installation,
These products were developed in collaboration with cable manufacturers, infrastructure installation contractors and buried fiber optics installation contractors.

Technical specifications:

- A transparent body that ensures correct and safe installation
- Resistant to the high pressures encountered when using the pull and blow installation methods into main communications cable
- The accessories are connecting using the advanced Push Fit method, without the need to disassemble the part
- Corrosion-resistant
- Fully air and water proof sealing
- Suitable for use in a wide range of temperatures

Pressure :
The connectors withstand air pressures detailed below for all temperatures in the working range:

- Continuous working pressure: 16bar
- Peak working pressure: 20bar
- Burst pressure : >25bar

All sizes are also available in Flame-Retardant (FR) version for installation in restricted areas which require such standard of FR.

Products are protected by patent

Carton Box size - in the contents page.

DIRECT BURIED

DIRECT BURIED COUPLING

Size	Cat. No.
NEW 6 x 6	400 06 M 30 06
7 x 7	400 07 M 30 07
8 x 8	400 08 M 30 08
10 x 10	400 10 M 30 10
12 x 12	400 12 M 30 12
14 x 14	400 14 M 30 14
16 x 16	400 16 M 30 16
20 x 20	400 20 M 30 20

DIRECT BURIED END STOP

Size	Cat. No.
NEW 6	400 06 S 30 00
7	400 07 S 30 00
8	400 08 S 30 00
10	400 10 S 30 00
12	400 12 S 30 00
14	400 14 S 30 00
16	400 16 S 30 00
20	400 20 S 30 00

DIRECT BURIED REDUCER

Size	Cat.No.
10x7	400 10 D 30 07
10x8	400 10 D 30 08
12x7	400 12 D 30 07
12x8	400 12 D 30 08
NEW 12x10	400 12 D 30 10
14x10	400 14 D 30 10
14x12	400 14 D 30 12
16x12	400 16 D 30 12
16x14	400 16 D 30 14

Products are protected by patent

FR DIRECT BURIED

Size	Cat. No.
6 x 6	400 06 M 30 06 FR
7 x 7	400 07 M 30 07 FR
8 x 8	400 08 M 30 08 FR
10 x 10	400 10 M 30 10 FR
12 x 12	400 12 M 30 12 FR
14 x 14	400 14 M 30 14 FR
16 x 16	400 16 M 30 16 FR
20 x 20	400 20 M 30 20 FR

NEW

PATENTED

FR DIRECT BURIED COUPLING

Size	Cat. No.
6	400 06 S 30 00 FR
7	400 07 S 30 00 FR
8	400 08 S 30 00 FR
10	400 10 S 30 00 FR
12	400 12 S 30 00 FR
14	400 14 S 30 00 FR
16	400 16 S 30 00 FR
20	400 20 S 30 00 FR

NEW

PATENTED

FR DIRECT BURIED END STOP

Size	Cat. No.
10 x 7	400 10 D 30 07 FR
10 x 8	400 10 D 30 08 FR
12 x 7	400 12 D 30 07 FR
12 x 8	400 12 D 30 08 FR
12 x 10	400 12 D 30 10 FR
14 x 10	400 14 D 30 10 FR
14 x 12	400 14 D 30 12 FR
16 x 12	400 16 D 30 12 FR
16 x 14	400 16 D 30 14 FR

NEW

PATENTED

FR DIRECT BURIED REDUCER

Products are protected by patent

MICROFIT

Description:

Microfit is an innovative Push-Fit connection accessory used to connect microduct communication cables to fiber optics.

A variety of Microfit accessories were designed with full compliance to the requirements of cable manufacturers and installation contractors and especially for last mile infrastructure installations.

Technical Specifications:

- Resistant to the high pressures encountered when using the pull and blow installation methods into main communications cable
- Perfectly air-sealed and water-sealed
- Suitable for use in a wide range of temperatures
- The accessories are also available in a fire resistant (FR) version

Carton Box size - in the contents page.

MICROFIT-DI

MICROFIT STRAIGHT CONNECTOR - DI

Size	Cat. No.	Quantity per Box
3 x 3/2.1	400 03 M 00 03B	500
4 x 4/2.6	400 04 M 00 04B	350
5 x 5/3.5	400 05 M 00 05B	350
6 x 6/3.5	400 06 M 00 06B	300
7 x 7/3.5	400 07 M 02 07B	200
7 x 7/5.5	400 07 M 00 07B	200
8 x 8/3.5	400 08 M 02 08B	200
8 x 8/6	400 08 M 00 08B	200
8.5 x 8.5/6	400 085 M 00 85B	140
10 x 10/8	400 10 M 00 10B	140
12 x 12/8	400 12 M 02 12B	100
12 x 12/10	400 12 M 00 12B	100
12.7 x 12.7/8	400 01 M 00 01B	80
14 x 14/10	400 14 M 02 14B	80
14 x 14/12	400 14 M 00 14B	80
16 x 16/12	400 16 M 00 16B	60
18 x 18/14	400 18 M 00 18B	40
NEW 20 x 20/16	400 20 M 00 20B	20
NEW 22 x 22/18	400 22 M 00 22B	15

MICROFIT END STOP CONNECTOR - DI

Size	Cat. No.	Quantity per Box
5	400 05 S 00 00B	600
7	400 07 S 00 00B	400
8	400 08 S 00 00B	400
8.5	400 085 S 00 00B	300
10	400 10 S 00 00B	300
12	400 12 S 00 00B	200
12.7	400 01 S 00 00B	160
14	400 14 S 00 00B	160
16	400 16 S 00 00B	120
18	400 18 S 00 00B	100
20	400 20 S 00 00B	40
NEW 22	400 22 S 00 00B	30

MICROFIT REDUCING CONNECTOR - DI

Size	Cat. No.	Quantity per Box
5 x 3	400 05 D 00 03B	500
7 x 5	400 07 D 00 05B	250
8 x 5	400 08 D 00 05B	250
10 x 7	400 10 D 00 07B	140
10 x 8	400 10 D 00 08B	140
12 x 8	400 12 D 00 08B	120
12 x 10	400 12 D 00 10B	120
14 x 10	400 14 D 00 10B	80
14 x 12	400 14 D 00 12B	80
16 x 12	400 16 D 00 12B	60
16 x 14	400 16 D 00 14B	60
18 x 14	400 18 D 00 14B	40
18 x 16	400 18 D 00 16B	40

MICROFIT WITH LOCKING CLIP

MICROFIT STRAIGHT CONNECTOR WITH LOCKING CLIP

Size	Cat. No.	Quantity per Box
3 x 3/2.1	400 03 M 00 03 MB	500
4 x 4/2.6	400 04 M 00 04 MB	350
5 x 5/3.5	400 05 M 00 05 MB	350
6 x 6/3.5	400 06 M 00 06 MB	300
7 x 7/3.5	400 07 M 0207 MB	200
7 x 7/5.5	400 07 M 00 07 MB	200
8 x 8/3.5	400 08 M 0208 MB	200
8 x 8/6	400 08 M 00 08 MB	200
8.5 x 8.5/6	400 085 M 00 85 MB	140
10 x 10/8	400 10 M 00 10 MB	140
12 x 12/8	400 12 M 0212 MB	100
12 x 12/10	400 12 M 00 12 MB	100
12.7 x 12.7/8	400 01 M 00 01 MB	80
14 x 14/10	400 14 M 0214 MB	80
14 x 14/12	400 14 M 00 14 MB	80
16 x 16/12	400 16 M 00 16 MB	60
18 x 18/14	400 18 M 00 18 MB	40
NEW 20 x 20/16	400 20 M 00 16 MB	20
NEW 22 x 22/18	400 22 M 00 18 MB	15

MICROFIT END STOP WITH LOCKING CLIP

Size	Cat. No.	Quantity per Box
5	400 05 S 00 00 MB	600
7	400 07 S 00 00 MB	400
8	400 08 S 00 00 MB	400
8.5	400 085 S 00 00 MB	300
10	400 10 S 00 00 MB	300
12	400 12 S 00 00 MB	200
12.7	400 01 S 00 00 MB	160
14	400 14 S 00 00 MB	160
16	400 16 S 00 00 MB	120
18	400 18 S 00 00 MB	100
20	400 20 S 00 00 MB	40
NEW 22	400 22 S 00 00 MB	30

MICROFIT REDUCING CONNECTOR WITH LOCKING CLIP

Size	Cat. No.	Quantity per Box
5 x 3	400 05 D 00 03 MB	500
7 x 5	400 07 D 00 05 MB	250
8 x 5	400 08 D 00 05 MB	250
10 x 7	400 10 D 00 07 MB	140
10 x 8	400 10 D 00 08 MB	140
12 x 8	400 12 D 00 08 MB	120
12 x 10	400 12 D 00 10 MB	120
14 x 10	400 14 D 00 10 MB	80
14 x 12	400 14 D 00 12 MB	80
16 x 12	400 16 D 00 12 MB	60
16 x 14	400 16 D 00 14 MB	60
18 x 14	400 18 D 00 14 MB	40
18 x 16	400 18 D 00 16 MB	40

MICROFIT-DB

MICROFIT STRAIGHT CONNECTOR **DB**

Size	Cat. No.	Quantity per Box
5 x 3.5	400 05 M 30 05B	140
6 x 3.5	400 06 M 30 06B	100
7 x 3.5	400 07 M 3207B	100
7 x 5.5	400 07 M 30 07B	100
8 x 3.5	400 08 M 32 08B	100
8 x 6	400 08 M 30 08B	100
8.5 x 6	400 085 M 300 85B	60
10 x 8	400 10 M 30 10B	60
12 x 8	400 12 M 32 12B	50
12 x 10	400 12 M 30 12B	50
12.7	400-01 M 30 01B	40
14 x 12	400 14 M 30 14B	40
16 x 12	400 16 M 30 16B	30
18 x 14	400 18 M 30 18B	20

MICROFIT END STOP CONNECTOR **DB**

Size	Cat. No.	Quantity per Box
5	400 05 S 30 00B	140
7	400 07 S 30 00B	100
8	400 08 S 30 00B	100
8.5	400 085 S 30 00B	60
10	400 10 S 30 00B	60
12	400 12 S 30 00B	50
12.7	400-01 S 30 00B	40
14	400 14 S 30 00B	40
16	400 16 S 30 00B	30
18	400 18 S 30 00B	20

MICROFIT **DB** SHELL

Size	Cat. No.	Quantity per Box
5	400 05 B 300 0B	200
6	400 06 B 300 0B	200
7	400 07 B 300 0B	160
8	400 08 B 300 0B	160
10	400 10 B 300 0B	120
12	400 12 B 300 0B	100
14	400 14 B 300 0B	80
16	400 16 B 300 0B	50
18	400 18 B 300 0B	30

MICROFIT-DI

MICROFIT GAS BLOCK - DI

Size	Cat. No.	Ø Cable Size	Quantity per Box
5	400 05 M 0G0 50B	0.5~3.5	150
7	400 07 M 0G0 70B	1.0~4.6	100
8	400 08 M 0G0 80B	1.0~4.6	100
8.5	400 085 M 0G0 85B	3.0~6.0	100
10	400 10 M 0G1 00B	3.0~6.0	80
10	400 10 M 0G1 01B	5.0~8.0	80
12	400 12 M 0G1 20B	5.0~8.0	40
12	400 12 M 0G1 21B	7.0~10.0	40
12.7	400 12 M 0G1 22B	3.0~6.0	30
12.7	400-01 M 0G0 012B	5.0~8.0	30
12.7	400-01 M 0G0 013B	7.0~10.0	30
14	400 14 M 0G1 40B	3.0~6.0	30
14	400 14 M 0G1 41B	5.0~8.0	30
14	400 14 M 0G1 42B	7.0~10.0	30
14	400 14 M 0G1 43B	9.0~12.0	30
16	400 16 M 0G1 60B	3.0~6.0	20
16	400 16 M 0G1 61B	5.0~8.0	20
16	400 16 M 0G1 62B	7.0~10.0	20
16	400 16 M 0G1 63B	9.0~12.0	20
18	400 18 M 0G1 80B	3.0~6.0	20
18	400 18 M 0G1 81B	5.0~8.0	20
18	400 18 M 0G1 83B	7.0~10.0	20
18	400 18 M 0G1 82B	9.0~12.0	20

MICROFIT REDUCING GAS BLOCK - DI

Size	Cat. No.	Ø Cable Size	Quantity per Box
7/5	400 07 D 0G0 50B	1~4.6	100

MICROFIT LOCKING CLIP

Size	Cat. No.	Quantity per Box
5	400 05 L 00 00B	10,000
6	400 06 L 00 00B	10,000
7	400 07 L 00 00B	8,000
8	400 08 L 00 00B	8,000
10	400 10 L 00 00B	5,000
12	400 12 L 00 00B	4,000
14	400 14 L 00 00B	3,000
16	400 16 L 00 00B	3,000
18	400 18 L 00 00B	2,000
20	400 20 L 00 00B	1,400
22	400 22 L 00 00B	1,400

MIRCOFIT CAP

Size	Cat. No.	Quantity per Box
5	400 05 C 00 00C	3,000
6	400 06 C 00 00C	3,000
7	400 07 C 00 00C	2,000
8	400 08 C 00 00C	2,000
10	400 10 C 00 00C	1,000
12	400 12 C 00 00C	600
14	400 14 C 00 00C	400
16	400 16 C 00 00C	300
18	400 18 C 00 00C	250
20	400 20 C 00 00C	200

FR MICROFIT-DI

FR MICROFIT STRAIGHT CONNECTOR - DI

	Size	Cat. No.	Quantity per Box
	5 x 5	400 05 M 00 05 FRB	350
	6 x 6	400 06 M 00 06 FRB	300
	7 x 7	400 07 M 00 07 FRB	200
	8 x 8	400 08 M 00 08 FRB	200
	10 x 10/8	400 10 M 00 10 FRB	140
	12 x 12/8	400 12 M 02 12 FRB	100
NEW	12 x 12/10	400 12 M 00 12 FRB	100
	12.7 x 12.7/8	400-01 M 00 01 FRB	80
	14 x 14/10	400 14 M 02 14 FRB	80
	14 x 14/12	400 14 M 00 14 FRB	80

FR MICROFIT END STOP CONNECTOR - DI

	S ize	Cat. No.	Quantity per Box
	5	400 05 S 00 00 FRB	600
	6	400 06 S 00 00 FRB	400
	7	400 07 S 00 00 FRB	400
	8	400 08 S 00 00 FRB	400
	8.5	400 085 S 00 00 FRB	300
	10	400 10 S 00 00 FRB	300
NEW	12	400 12 S 00 00 FRB	200
	12.7	400-01 S 00 00 FRB	160
	14	400 14 S 00 00 FRB	160

FR MICROFIT REDUCING CONNECTOR - DI

	Size	Cat. No.	Quantity per Box
	5 x 3	400 05 D 00 03 FRB	350
	7 x 5	400 07 D 00 05 FRB	200
	8 x 5	400 08 D 00 05 FRB	200
	10 x 7	400 10 D 00 07 FRB	140
	10 x 8	400 10 D 00 08 FRB	140
	12 x 8	400 12 D 00 08 FRB	120
NEW	12 x 10	400 12 D 00 10 FRB	120
	14 x 10	400 14 D 00 10 FRB	80
	14 x 12	400 14 D 00 12 FRB	80

APPROVALS & CERTIFICATIONS

Standard for water supply fittings Plas-fit PN16 Series 150

			Diameter (mm)	Pressure Rating (bar)
GERMANY		GW 335-B3/(P)	20-63	16
HOLLAND		BRL-K17105	16-63 75	16 10
SWITZERLAND		SVGW GW2, DIN 8076	20-63	16
ISRAEL		SII 5283	16-63 75-110	16 10
		SII 14020	16-63	16
NORWAY		EN712, EN713, EN715	20-63	10
SWEDEN		NKB 18	20-63	10
DENMARK		NKB 18	20-63	10
HUNGARY		EMI A 24/1985 (XII.28)	16-63	16
THE CZECH REPUBLIC		TS-ITC-122/98	16-63 75-110	16 10
SLOVAKIA		DIN 8076-3	16-63 75-110	16 10
POLAND		DIN 8076-3	16-63 75-110	16 10
INTERNATIONAL		ISO 9001:2015		
EUROPE		CE MARK 2014/68/EU		

Standard for water supply fittings Plas-fit PN16 Series 250

			Diameter (mm)	Pressure Rating (bar)
GERMANY		GW 335-B3/(P)	20-63	16
ISRAEL		SII 5283	16-63	16

Our exclusive singular warranty

We use only the highest quality materials and manufacturing processes for our products, which meet the highest standards. Therefore, we warrant that our COMPRESSION FITTINGS AND ACCESSORIES FOR POLYETHYLENE PIPES, when used properly, are free from defect in material and/or workmanship. That we replace, at our discretion, any product, deemed by us to be defective in material and/or workmanship. We warrant our products for up to 10 years. After the warranty period, we continue to provide field repair, maintenance and consultation services.The full exclusive terms of our warranty are as detailed in our Basic Commercial Warranty and the applicable Commercial Warranty Supplement. We will not be liable for any commitments or agreements made by any of our agents, representatives and/or dealers, and/or any other commitments, other than the aforementioned Basic Commercial Warranty and the applicable Commercial Warranty Supplement.

Notes